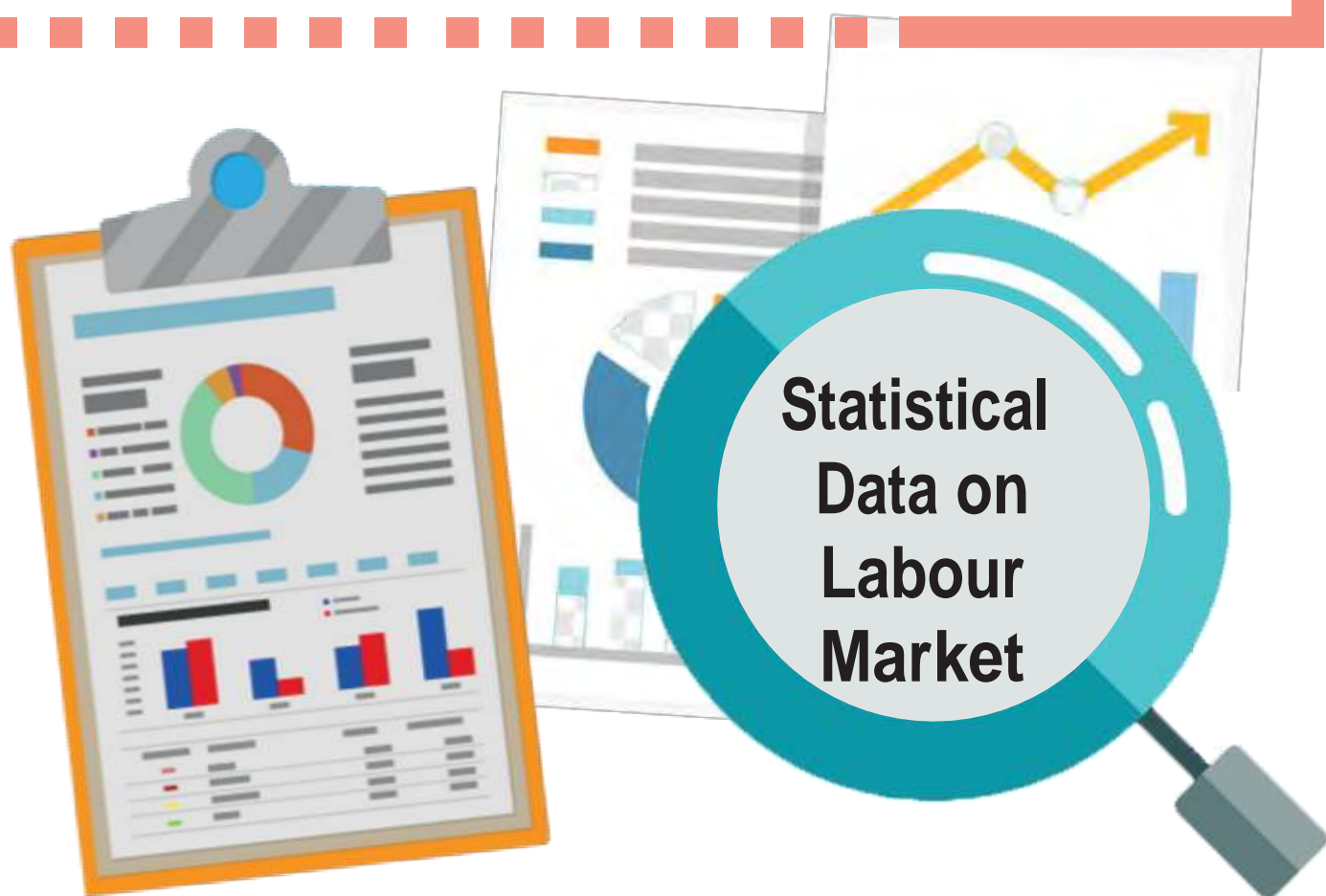


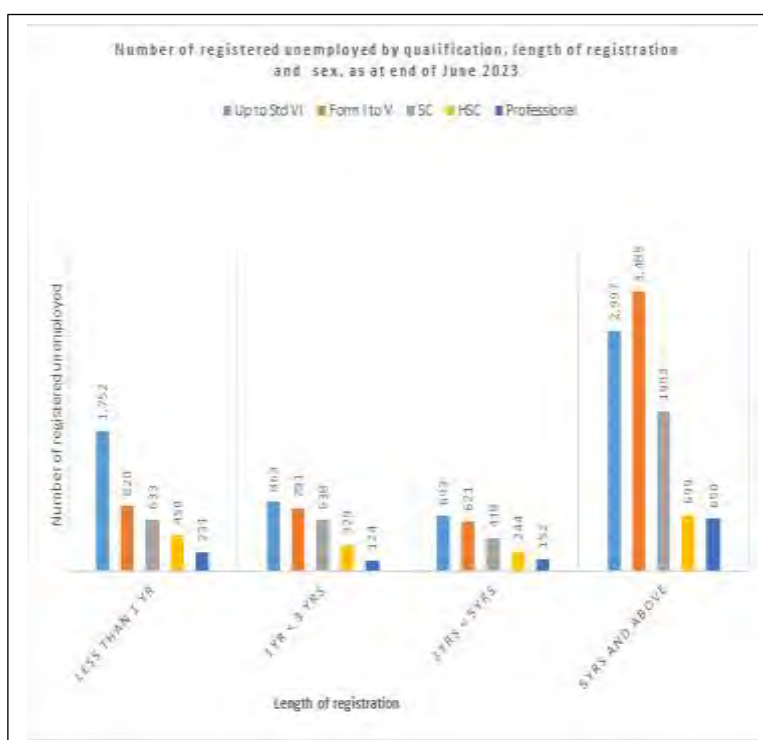
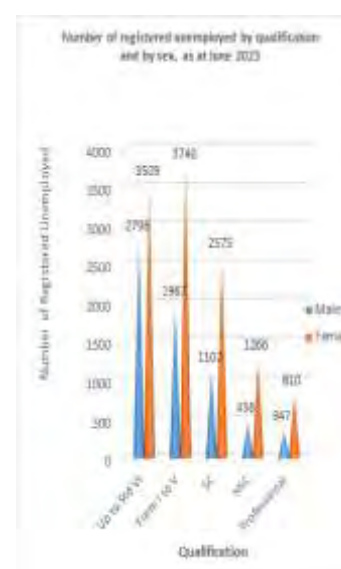
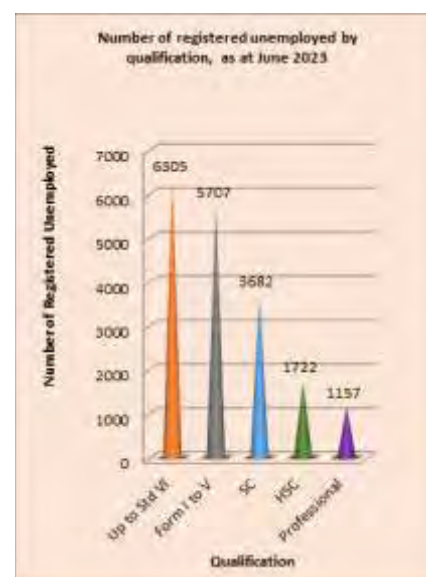
**NATIONAL EMPLOYMENT DEPARTMENT
MONTHLY BULLETIN
JUNE 2023**



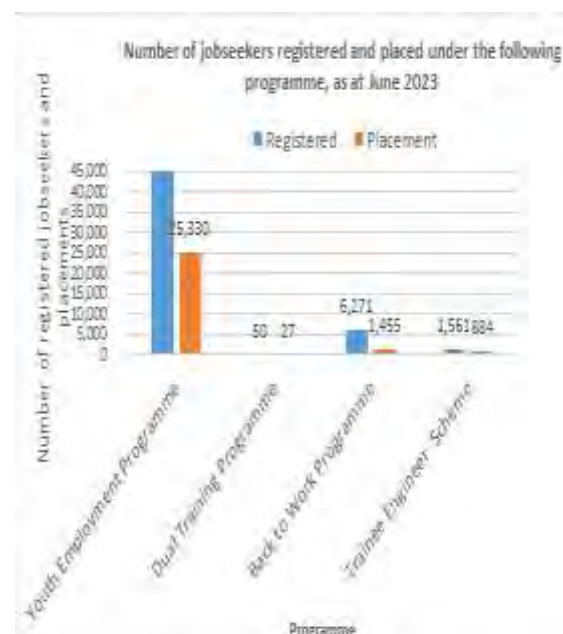
38, 670 jobseekers seeking employment including (18, 573) as unemployed or a better job (20, 097) as at end of June 2023



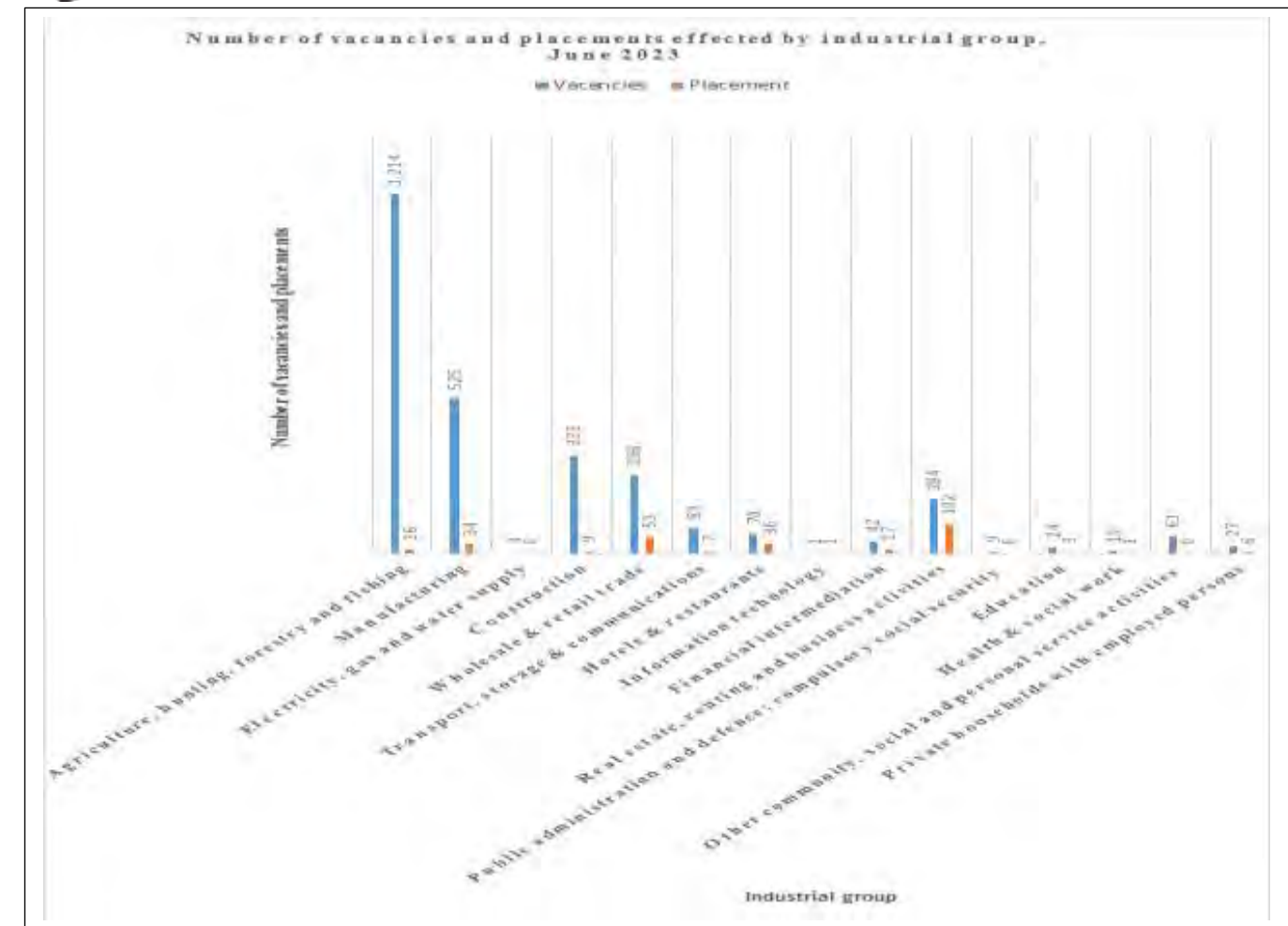
Profiling of unemployed jobseekers



Training Programmes



Vacancies & Placement – Industrial Group



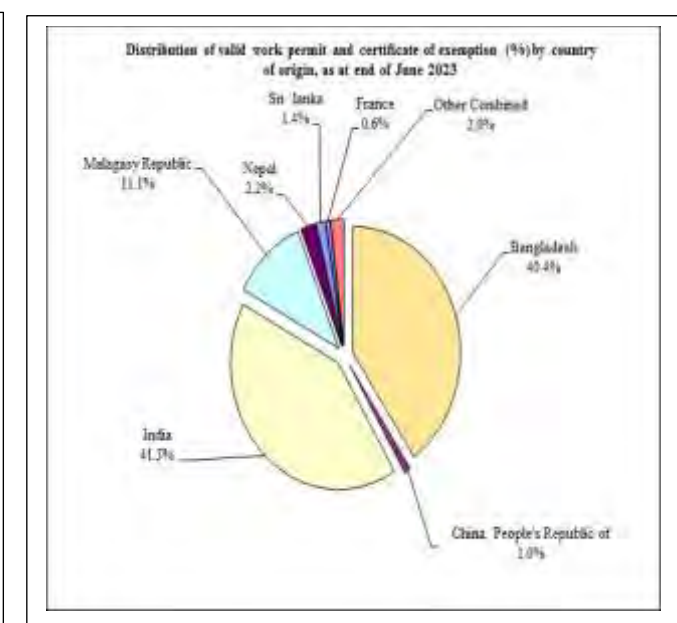
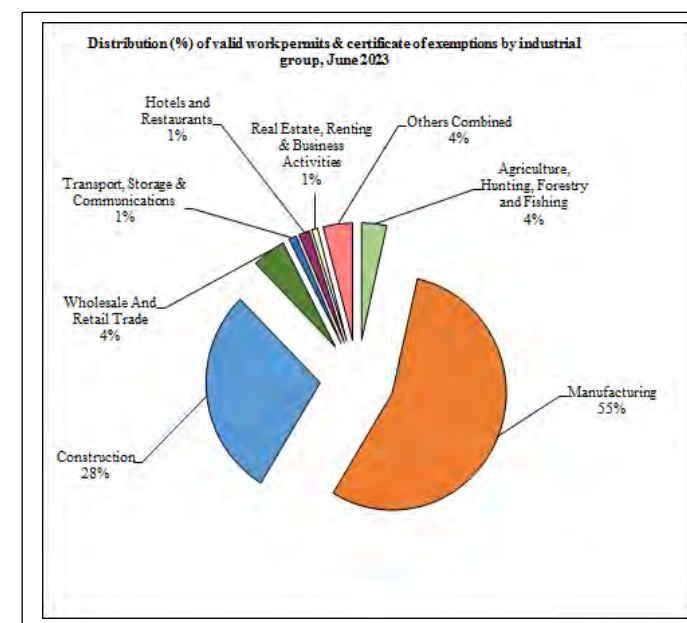
Foreign Workers (Work Permits and Certificate of Exemption: 36 323)




Male: 31 443



Female: 4 880





Please Open To View

National Employment Department Monthly Bulletin - June 2023

CONTENTS

	Page
Fact Sheet on Labour Market Indicators	4a - 4b
Section 1 - Registered unemployed in Mauritius	
1. Introduction	6 - 19
2. Registered jobseekers, as at the end of June 2023	6 - 10
Table 1 - Number of registered Unemployed and In Employment jobseekers by sex, as at end of June 2023	6
Table 2 - Registered unemployed jobseekers by age group and sex, as at end of June 2023	7
Table 3 - Registered unemployed jobseekers by qualification and sex, as at end of June 2023	8
3. In employment and seeking another job	10
4. De-registration	10
5. Vacancies	10 - 11
Table 4 - Number of vacancies notified in June 2023	10
Table 4a - Number of vacancies notified by occupation (20 and more) in June 2023	11
6. Workfare Programme	12
Table 5 - Laid off workers registered and redeployed for the month of June 2023	12
7. Magazine de L'Emploi et des Metiers	12
Table 6 - Statistics on Magazine de L'Emploi et des Metiers, as at 30 June 2023	12
8. Website of National Employment Department	13
Table 7 - Statistics on the website	13
9. Youth Employment Programme, Dual Training Programme, Back to Work Programme and Trainee Engineer Scheme	14 - 16
10. Career Guidance Service Unit	16
11. Outward Labour Migration	17
12. Job Placement	17 - 18
Table 8 - Type of placements by sex, June 2023	18
13. Work Permits and Certificates of Exemption	18 - 19
Table 9 - Number of registered unemployed by qualification, length of registration, sex & age group, as at end of June 2023	20 - 20a
10 - Number of registered Unemployed and In Employment jobseekers by EIC and sex, as at end of June 2023	21
11 - Change in number of registered unemployed by age group & sex, May 2023 - June 2023	22
12 - Number of registered unemployed by occupational group & sex, as at end of June 2023	22
13 - Number of registered unemployed by district and sex, as at end of June 2023	24
14 - Number of registered unemployed by locality and sex, as at the end of June 2023	24 - 26
15 - Number of registered unemployed with disabilities by nature of disability and sex, as at end of June 2023	27

Table 16	- Number of unemployed new registrants, re-registrants & those who reported for maintaining their registration by Employment Information Centre & sex, June 2023	28
17	- Change in the number of new unemployed registrants by educational attainment & sex, May 2023 - June 2023	29
18	- Number of new unemployed registrants by educational attainment, sex & age group, June 2023	29
19	- Number of new unemployed registrants by occupational group and sex, June 2023	30
20	- Number of In Employment new registrants, re-registrants & those who reported for maintaining their registration by Employment Information Centre & sex, June 2023	30
21	- Number of Unemployed and In Employment jobseekers de-registered by EIC and sex, June 2023	31
22	- Number of vacancies notified in EICs by industrial group and sex, June 2023	32
23	- Number of vacancies notified in the press by industrial group and sex, June 2023	32
24	- Number of vacancies notified in the press and in EICs by industrial group and skill level, June 2023	33
25	- Change in number of vacancies notified in the press and in EICs by industrial group, May 2023- June 2023	35
26	- Number of placements effected under the Youth Employment Programme by industrial group and sex, June 2023	36
27	- Result of submission of candidates to employers for job placement effected in June 2023	37
28	- Number of placements effected by industrial group, occupation and sex, June 2023	38 - 41

Work Permits and Certificates of Exemption

Table 29	- Number of new work permits issued by industrial group, occupation and sex, June 2023	43 - 45
30	- Number of work permits renewed by industrial group, occupation and sex, June 2023	46 - 49
31	- Number of new work permits issued and renewed work permits by country of origin and sex, June 2023	50
32	- Number of new and renewed work permits by industrial group and sex, June 2023	52
33	- Number of certificates of exemption issued and renewed by country of origin & sex, June 2023	53
34	- Number of valid work permits and certificates of exemption by industrial group & sex, as at end of June 2023	54
35	- Number of valid work permits (more than 50) by occupation, as at end of June 2023	55 - 56
36	- Number of valid work permits and certificates of exemption by country of origin & sex, as at end of June 2023	57 - 58
37	- Number of valid work permits and certificates of exemption by industrial group and country of origin & sex, as at end of June 2023	59 - 62
38	- Number of valid work permits and certificates of exemption by industrial group, occupation & sex, as at end of June 2023	63 - 90

Section 2 - Registered unemployed in the Island of Rodrigues

Table 1.1	- Number of registered unemployed and in employment jobseekers by sex, as at end of June 2023	92
1.2	- Number of registered unemployed and in employment by sex and age group, as at end June 2023	92
1.3	- Registered unemployed jobseekers by qualification & sex, as at end of June 2023	93
1.4	- Number of registered unemployed by qualification, length of registration, sex & age group, as at end of June 2023	94 - 95
1.5	- Number of registered unemployed by occupational group & sex, as at end of June 2023	97
1.6	- Number of Unemployed and In Employment new registrants, re-registrants & those who reported for maintaining their registration by sex, June 2023	97
1.7	- Number of registered unemployed with disabilities by nature of disability and sex, as at end of June 2023	98

FIGURES

ISLAND OF MAURITIUS

Figure 1	- Registered unemployed by educational attainment, as at end of June 2023	23
2	- Number of registered unemployed by age group & sex, as at end of June 2023	23
3	- Number of vacancies by industrial group, June 2023	34
4	- Distribution (%) of vacancies by skill level, June 2023	34
5	- Distribution (%) of new work permits & renewed work permits by country of origin, June 2023	51
6	- Number of new work permits issued & renewed work permits by industrial group, June 2023	51

ISLAND OF RODRIGUES

Figure 7	- Registered unemployed by educational attainment, as at end of June 2023	96
8	- Number of registered unemployed by age group & sex, as at end of June 2023	96

Fact Sheet on Labour Market Indicators: Human Resource Development and Training Division

Indicators	May-23	Jun-23	Change	% Change
Registered jobseekers	38,822	38,670	-152	0
Male	16,964	16,898	-66	0
Female	21,858	21,772	-86	0
Registered unemployed jobseekers	18,908	18,573	-335	-2
Male	6,799	6,673	-126	-2
Female	12,109	11,900	-209	-2
Registered In employment jobseekers	19,914	20,097	183	1
Male	10,165	10,225	60	1
Female	9,749	9,872	123	1
Registered unemployed professional jobseekers	1,201	1,157	-44	-4
Male	379	347	-32	-8
Female	822	810	-12	-1
Registered unemployed youth jobseekers (16 - 35 years)	11,520	11,218	-302	-3
Male	4,441	4,340	-101	-2
Female	7,079	6,878	-201	-3
Registered new unemployed jobseekers	639	572	-67	-10
Male	292	236	-56	-19
Female	347	336	-11	-3
Registered unemployed jobseekers with disabilities	141	133	-8	-6
Male	94	90	-4	-4
Female	47	43	-4	-9
Vacancies notified or advertised	3,407	2,861	-546	-16
Employment Information Centres	3,086	2,318	-768	-25
Press	321	543	1,380	430
Jobseekers referred for vacancies notified	3,034	3,068	34	1
Male	1,299	1,311	12	1
Female	1,735	1,757	22	1
Jobseekers placed	396	489	93	23
Male	171	201	30	18
Female	225	288	63	28
Valid work permits	30,995	30,907	-88	0
Male	26,302	26,164	-138	-1
Female	4,693	4,743	50	1
Valid certificates of exemption	5,947	5,416	-531	-9
Male	5,810	5,279	-531	-9
Female	137	137	0	0

For more information, visit the website of the Human Resource Development and Training Division:
<https://mauritiusjobs.govmu.org>

Fact Sheet on Labour Market Indicators: Statistics Mauritius

Indicators	1 st Quarter 2023	2 nd Quarter 2023
Active Population (Labour Force)	591,200	591,300
Male	345,900	343,600
Female	245,300	247,700
Activity rate (%)	58.3	58.2
Male	70.3	69.8
Female	47.0	47.3
Employed population	551,800	553,200
Male	327,300	328,000
Female	224,500	225,200
Unemployed population	39,400	38,100
Male	18,600	15,600
Female	20,800	22,500
Unemployed with tertiary qualifications	8,000	6,300
Male	3,400	3,100
Female	4,600	3,200
Unemployed youth (16-35 years)	27,100	25,900
Male	12,900	11,900
Female	14,200	14,000
Unemployment rate (%)	6.7	6.4
Male	5.4	4.5
Female	8.5	9.1
	2022¹	2023²
GDP Growth Rate at market prices (%)	+8.9	+6.8
	March 2023	June 2023
The Headline Inflation Rate (%) for year and for twelve months ending	11.1	10.5

For more information, visit the website of Statistics Mauritius: <https://statsmauritius.govmu.org>

¹ Revised

² Forecast

SECTION I



National Employment Department Monthly Bulletin – June 2023

1. Introduction

This is a monthly bulletin prepared by the Ministry of Labour, Human Resource Development and Training to present data on registered unemployed, vacancies, placements of jobseekers and work permits. This present issue refers to the month of June 2023 for the Island of Mauritius and Island of Rodrigues.

The data are compiled based on information collected at the thirteen Employment Information Centres (EICs) throughout the island and at the different units of the National Employment Department.

Registered unemployed comprise new registrants, re-registrants and those maintaining their registration. “New registrants” refers to new jobseekers wishing to be placed on the live register of unemployed of the National Employment Department. “Re-registrants” refers to those who have ceased registration for a period not exceeding two years, and come back to be re-admitted on the live register. If the break is more than two years then the case will be considered as a new one.

2. Registered jobseekers as at the end of June 2023

The total number of registered unemployed at the end of June 2023 stood at 18,573 (6,673 males and 11,900 females). These figures include laid off workers who are registered under the Workfare Programme.

In addition to registered unemployed, 20,097 jobseekers (10,225 males and 9,872 females), who though already in employment, were registered at the Employment Information Centres, in search of a better job.

Table 1 - Number of registered Unemployed and In Employment jobseekers by sex, as at end of June 2023

Registered Jobseekers	Male	Female	Both sexes
Unemployed	6,673	11,900	18,573
In Employment	10,225	9,872	20,097
Total	16,898	21,772	38,670

2.1 Distribution of registered unemployed by sex and age, qualification, length of registration, occupational group, district, locality and disability as at the end of June 2023

2.1.1 Distribution by sex and age (Tables 2 and 9)

The proportion of females among the registered unemployed was 64% against 36% for males. The proportion of registered unemployed aged between 16 and 29 years was 51% for males and 39% among females respectively. The mean age worked out to 34 years for male and 36 years for female jobseekers. The table below provides for the profile of registered unemployed jobseekers by age group.

Table 2 - Registered unemployed jobseekers by age group and sex, as at end of June 2023

Age group	Male		Female		Total	
	Number	%	Number	%	Number	%
16-29	3,411	51	4,607	39	8,018	43
30-34	811	12	1,922	16	2,733	15
35-39	570	9	1,634	14	2,204	12
40-44	612	9	1,803	15	2,415	13
45-49	462	7	1,144	10	1,606	9
50-54	332	5	442	4	774	4
55-65	475	7	348	3	823	4
Total	6,673	100	11,900	100	18,573	100

2.1.2 Distribution by qualification (Table 9)

Among the registered unemployed, some 25% have never been to school or did not pass the Certificate of Primary Education; while about 9% possessed the CPE as the only qualification. Another 31% have followed secondary education (Form I to V), without passing the School Certificate. The proportion of registered unemployed with SC, HSC and tertiary education were 20%, 9% and 6% respectively.

In general, female registered unemployed are more qualified than their male counterparts. The percentage of males and females who did not possess their Certificate of Primary Education was 32% and 21% respectively. On the other hand, 17% of males and 22% of females registered unemployed have attained the School Certificate, 7% of males and 11% of females the Higher School Certificate and 5% of males and 7% of females as professionals. The next table provides for the profile of registered unemployed jobseekers by qualification and sex.

Table 3 - Registered unemployed jobseekers by qualification and sex, as at end of June 2023

Qualification	Male		Female		Total	
	Number	%	Number	%	Number	%
Education Nil + Std VI Failed	2,111	32	2,529	21	4,640	25
Standard VI Passed	685	10	980	8	1,665	9
Form I to V (including SC failed)	1,967	29	3,740	31	5,707	31
SC	1,107	17	2,575	22	3,682	20
HSC	456	7	1,266	11	1,722	9
Professional	347	5	810	7	1,157	6
Total	6,673	100	11,900	100	18,573	100

2.1.3 Distribution by length of registration (Table 9)

Out of the 18,573 registered unemployed as at the end of June 2023, 21% have registered for less than one year and 15% have been registered for a period between one and three years. It is to be noted that 53% have been on the registration list for five years or more. On average, an unemployed has been in registration for 3.5 years. The average length of registration for females being slightly higher than that of males, 3.7 years compared to 3.1 years.

2.1.4 Number of registered unemployed & In employment by EICs & Gender (Table 10)

Table 10 provides for the number of registered Unemployed and In Employment jobseekers by EIC and sex, as at the end of June 2023.

2.1.5 Comparison with the previous month (Table 11)

Compared to May 2023, the number of registered unemployed has decreased by 335 from 18,908 from May 2023 to 18,573 for June 2023 (Table 11).

2.1.6 Distribution by occupational group (Table 12)

Registered unemployed are classified into occupational groups according to their previous work experience or their technical or professional qualifications. Among the 18,573 unemployed registrants, (26%) were classified as “Clerical Support Workers”, (23%) were classified as “Service and Sales Workers” and (17%) were engaged in “Elementary Occupations. About (5%) had never worked and did not possess any technical or professional qualifications while (5%) were classified as “Managers; Professionals”.

2.1.7 Geographical distribution (Tables 13 & 14)

Table 13 gives the distribution of registered unemployed by district and sex. An analysis of registered unemployed by locality shows that the region of Port Louis had the greatest number of registered unemployed (2,083) followed by Quatre Bornes and Vacoas (957 and 825 respectively). The lowest number of registered unemployed are at Tamarin (21), followed by Case Noyale (41) and Baie Du Cap (48).

2.1.8 Registered unemployed with disabilities (Table 15)

Among the 18,573 unemployed registrants, 133 persons with disabilities were looking for work comprising of 90 males and 43 females. Table 15 gives the number of registered unemployed with disabilities by their type of disability.

2.2 New registration, re-registration and maintaining registration in June 2023

2.2.1 New registration

In June 2023, 572 persons (236 males and 336 females) have registered themselves as unemployed for the first time (Table 16). Compared to May 2023, the number of new unemployed registrants has decreased by 67, from 639 for May 2023 to 572 for June 2023 (Table 17).

About 63% of the new registrants were aged between 16 and 29 years old and 15% were aged between 30 and 39 years old. Those aged 40 years and above amounted to 125 i.e. 22% (Table 18).

Among the new unemployed registrants, for the month of June 2023, 297 (52%) have never been to school or have attained only primary school level. Of these 53 (18%) have achieved the Certificate of Primary Education. Some 19% have followed the secondary education without passing the School Certificate; 14% had the School Certificate and 10% possessed the Higher School Certificate as their highest qualification. Among the new registrants, 34 (6%) were holders of professional qualifications (Table 18).

Out of the 572 new registrants, 68 persons had neither worked before nor undergone any technical or professional training. Some 17% had previous work experience or were qualified to work as “Clerical Support Workers” and 25% of the new unemployed registrants were classified under “Service and sales workers”. About 19% had been engaged in “Elementary Occupations”. Among the new registered unemployed, 25 (4%) had work experience or were qualified as “Managers; Professionals” (Table 19).

2.2.2 Re-registration and maintaining registration

The total number of re-registration for the month of June 2023 stood at 902 (391 males and 511 females). A total of 3,513 unemployed persons (1,191 males and 2,322 females) reported to the Employment Information Centres to maintain their registration (Table 16).

3. In employment and seeking another job

During the month of June 2023, 1,083 persons who, though already in employment, registered themselves at the Employment Information Centres in search of better jobs. Among them, 252 (133 males and 119 females) were new registrants and 831 (457 males and 374 females) were re-registrants (Table 20).

There were also 4,365 registrants, in employment, who reported to the Employment Information Centres to maintain their registration comprising of 2,172 males and 2,193 females.

4. De-Registration

De-Registration refers to jobseekers who fail to maintain their registration during the month and consequently their applications are removed from the live register and placed in a dormant register.

During the month of June 2023, 2,802 (1,330 males and 1,472 females) jobseekers have de-registered their application as jobseeker, out of which 1,574 (651 males and 923 females) were unemployed jobseekers and 1,228 (679 males and 549 females) as in employment jobseekers (Table 21).

5. Vacancies

In June 2023, vacancies notified to the Employment Information Centres numbered to 2,318. The highest number of vacancies being, 1,012 was advertised in the “*Agriculture, hunting and forestry*” sector (Table 22).

A total of 543 vacancies has been notified in the press during the month of June 2023. The highest of the vacancies were from ‘*Agriculture, hunting and forestry*’ sector with 202 vacancies (Table 23).

Overall, the total number of vacancies notified for the month of June 2023 was 2,861. The next table provides for the number of vacancies notified in June 2023.

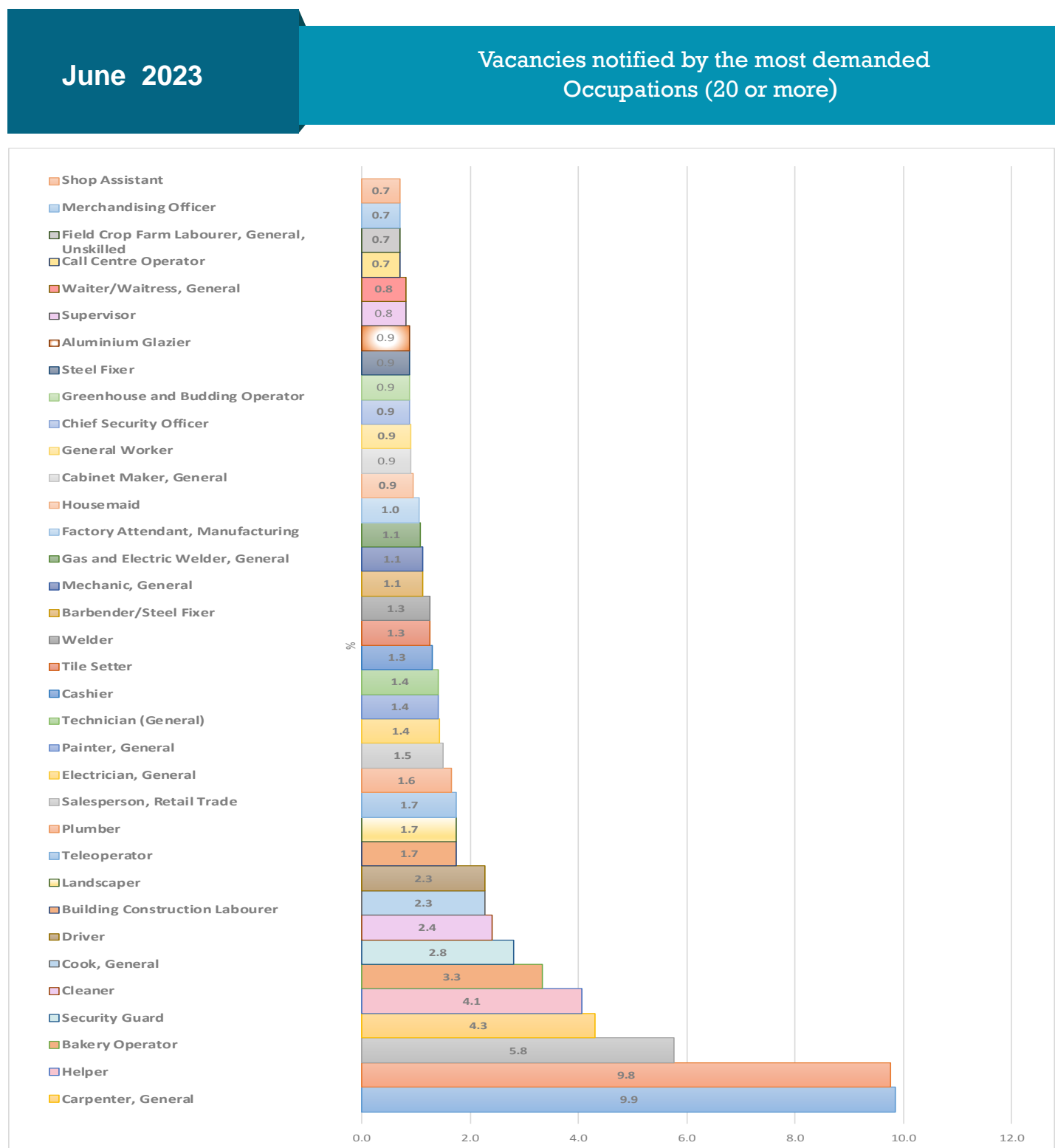
Table 4 - Number of vacancies notified in June 2023

Notification	Male	Female	Either male or female	Total
EICs	1,334	160	824	2,318
Press	0	0	543	543
Total	1,334	160	1,367	2,861

Table 24 shows the distribution of vacancies by industry and skill level. Compared to May 2023, the number of vacancies for the month of June 2023 has decreased by 546 as shown in Table 25.

The next table provides for the number of vacancies notified by the most demanded occupations in June 2023.

Table 4a:



The most demanded vacancies in June 2023 represent 9.9% for Carpenter, General, 9.8% for Helper and 5.8% for Bakery Operator.

6. Workfare Programme

The role of the National Employment Department is to facilitate redeployment of laid-off workers for those who have opted for job placement. The laid off workers are eligible to a Transitional Unemployment Benefit (TUB) for a period of maximum 12 months.

The number of laid-off workers still registered under the Workfare Programme as at 30 June 2023 stood at 3,012 (1,873 males, 1,139 females).

For the month of June 2023, 281 laid off workers (160 males, 121 females) were registered. 60 laid off workers (25 males, 35 females) were placed during the same month.

Table 5 - Laid off workers registered and redeployed for the month of June 2023

Reported to National Employment Department for Redeployment			Redeployed		
Male	Female	Total	Male	Female	Total
160	121	281	25	35	60

7. Magazine de L'Emploi et des Metiers



During the month of June 2023, 4 programmes consisting of 761 vacancies were broadcast. Reportages were conducted on the tourism, ICT and BPO sectors during the month of June 2023. 19 jobseekers (13 males and 6 females) were placed during the said month. Since the start of the programme in 21 March 2007, the number of jobseekers placed has reached 12,039.

Table 6 - Statistics on Magazine de L'Emploi et des Metiers as at 30 June 2023

Number of programmes broadcast	953
Number of vacancies broadcast	188,352
Number of placement	12,039

8. The website of National Employment Department: <https://mauritiusjobs.govmu.org>



The website <https://mauritiusjobs.govmu.org> was launched in September 2014. The objective of the website is as follows:

- To have a dedicated and state of the art interactive website for jobseekers and employers that will be more user-friendly and responsive.
- To incorporate overseas vacancies notified in the context of the International Organization for Migration (IOM).
- To provide a quicker search engine both for jobseekers and employers.

The Benefits of the Website are:

- Jobseekers can view latest vacancies both local and abroad
- Jobseekers can apply for jobs directly
- Employers can upload their vacancies and effect quick search for potential candidates.
- Employers can view profiles of candidates, CVs, references and qualifications.
- Free of cost and accessible to intended users even on smart phones, tablets and laptops and will be linked to all the other related stakeholders dealing with employment issues.

Table 7 - Statistics on the website

Type of statistics	For the month of June 2023	As at the end of June 2023
Number of jobseekers registered	99 (55 males and 44 females)	50,706
Number of employers registered	83	6,135
Number of vacancies posted	495	36,210
Number of jobseekers placed	3 (1 male + 2 females)	355

9. Youth Employment Programme, Dual Training Programme, Back to Work Programme and Trainee Engineer Scheme



9.1 The Youth Employment Programme (YEP) which started in 2013 is meant for unemployed youth aged between 16 and 35 years and provides them with training and placement in an enterprise for an

initial period of one year with the possibility of one additional year of placement with another enterprise. The Programme provides for the payment of a monthly stipend to the youth as follows:

HSC : Rs 8,000
 Diploma : Rs 10,000
 Graduates: Rs 15,000

50% of the stipend is refunded to the employer by Government as well as 50% of the training cost up to a maximum of Rs 7,500 per youth.

Since December 2015, the YEP has been extended to the public sector.

According to the YEP Secretariat, there is a total number of 45,347 (19,839 males and 25, 508 females) youth registered with YEP as at 30 June 2023.

The number of Employers registered with YEP is 7,694, out of which 38% are actively participating in the recruitment process.

The number of jobseekers placed in companies through the YEP as at 30 June 2023 is 25,330 (11,301 males and 14,029 females). 76 (15 males and 61 females) jobseekers were placed in the public and private sectors. 63 jobseekers (15 males and 48 females) were placed in the private sector out of which 37% in “*Professional, Scientific & Technical Activities*” sector, 14% in “*Wholesale and Retail Trade*” sector and 11% in “*Information and communication (including BPO)*” sector (Table 26). The remaining 13 female jobseekers were placed in the public sector during the month of June 2023.



9.2 The Dual Training Programme (DTP), launched in September 2015 provides for unemployed Mauritians to follow a Diploma or Degree Course with a tertiary institution registered with either the Tertiary Education Commission or the Mauritius Qualifications Authority in fields required by the labour market, with placement in an enterprise. Under the Programme, trainees will be paid a monthly stipend of Rs 6,000 for a maximum period of three years. As for employers, they will be refunded 60% of the course fees, per year per trainee as well as the stipend for a maximum of three years. After satisfactory completion of the course, the trainees may be employed.

According to the DTP secretariat, 50 companies have registered in the DTP and 205 trainees have successfully completed their training, out of which 90 males and 115 females. The trainees have completed their training programme in different courses such as BTS Assistant de Gestion, BTS Services Informatiques aux Organisations and Technician Diploma in Mechanical and Electrical

Engineering. The training institutions are Universite des Mascareignes and MCCI Business School. 155 trainees have obtained permanent jobs after completion of the training.

27 trainees including 16 males and 11 females are currently on placement with private companies.



9.3 The Back to Work Programme (BTWP) which was launched in September 2015 is meant for women above 30 years of age to enable them take up or resume employment. The Programme provides for the placement of women in a job for an initial period of one year following which they might be employed. During the placement period, the women will be paid a stipend up to a maximum of Rs 10,575 and will get the opportunity of following training in a registered institution.

Employers enrolling women on placement under the Programme will be refunded the training cost up to a maximum of Rs 7,500 per woman as well as the stipend for the placement period.

According to the BTWP secretariat, as at the end of June 2023, 944 employers are registered in the programme, out of which 40% participated actively. 6,271 women are registered in the programme and 1,455 have been placed, out of which 32% in the “*Wholesale and trade*” sector and 27% in the “*Manufacturing*” sector. 731 women have obtained permanent jobs after completion of their placement.

For the month of June 2023, 47 women and 2 employers have registered for the first time, 10 unemployed women were placed.

In addition, to further empower those women, technical courses are currently being dispensed to them by MITD. The courses are fully sponsored by this Ministry and a stipend of Rs 10,575 are paid to them at the end of the course. 516 unemployed women under the BTWP have been trained in Bakery/Pastry, Beauty Therapy, Hairdressing, Care of the Elderly and Disabled, Early Childhood care and Flower Arrangements.



9.4 Government has found that there is a bottleneck regarding pre- registration of engineers at the Council of Registered Professional Engineers (CRPE). The requirements of two years practical training under the supervision of professional engineers could not be entertained for lack of training possibilities for our graduates in engineering.

Government thus announced a special scheme in the Budget Programme 2016-2017, for the placement of trainee engineers.

The objective of the TES is to enable Graduates in engineering to qualify for registration with the Council of Registered Professional Engineers of Mauritius and to operate as full-fledged engineers.

The requirements for enlistment of trainees for the Trainee Engineer Scheme: Degree holders in engineering plus eligibility certificate stage 1 from the Council of Registered Professional Engineer.

As at 30 June 2023, the number of applications received for the scheme was 1,561 (1,153 males and 408 females). The number of placements effected in the public sector was 505 (396 males and 109 females) and in the private sector was 379 (287 males and 92 females). Most placements were made in the following fields: 46% in “*Civil Engineering*”, 22% in “*Mechanical Engineering*” and 15% in “*Electrical and Electronics Engineering*”.

19 employers of the public sector and 86 of the private sector are participating in the scheme as at 30 June 2023; while the number of placements for the month of June 2023 stood at 5 (4 males and 1 female) including 3 male trainees in the public sector and 2 (1 male and 1 female) trainees in the private sector.

10. Career Guidance Service Unit

The main functions of the Careers Guidance Service are to:

- Establish and maintain contacts with employers, training providers and higher education establishments in order to collect and compile up-to-date career/information.
- Identify clients’ interests, skills, values and personality traits through individual/group counselling appointments, thus helping them develop a career plan.
- Conduct career related activities in schools – assisting students in their choice of subjects, training/employment and educational opportunities, thereby helping them in their career planning.
- Participate in and organize career fairs.
- Certify copies of educational certificates as “True Copy”.

The table below provides for the activities conducted during the month of June 2023

Activities	Number
Talks in secondary schools on Careers Education Programs	6
Guidance & Counselling to the general public and students	107
Certification of copies of educational certificates as “True Copy”	750

11. Outward Labour Migration

Recruitment by Phoenix GMI

A recruitment agency from Quebec, Phoenix GMI, registered on the website of mauritiusjobs in December 2021, has been continuously advertising vacancies on the website since January 2022.

For the month of June 2023, an additional of 3 male candidates from Mauritius comprising of 3 males have been offered a job with 2 different employers in the following sectors in Quebec:

Sector	Male	Female	Total
Electrical/Mechanical	2	0	2
Wholesale/Retail Trade	1	0	1
Total	3	0	3

Second Recruitment by Phoenix GMI

Villa Saint Georges, a residential home for seniors in Quebec has for the month of June 2023 recruited 16 Mauritians (8 Males and 8 Females) as follows:

Job Title	Male	Female	Total
Cuisinier	1	0	1
Préposés à l'entretien ménager	2	2	4
Préposés aux bénéficiaires	3	4	7
Préposés Services Alimentaires	2	2	4
Total	8	8	16

12. Job Placement

12.1 Placement is made according to the job requirements of employers. For the month of June 2023, 2,318 vacancies have been processed by the Employment Information Centres and 3,068 registrants were referred for employment by the latter. Out of the 3,068 (1,311 males and 1,757 females) referred jobseekers, 311 declined job offers, 450 failed to report to employers and 1,860 were not selected. There were 241 registrants who reported that they have been employed and the result of referral for 156 remaining applicants was not yet known. For the month of June 2023, placement has been effected for about 10% of the vacancies processed (Table 27).

Some vacancies for the month of May 2023 have been processed during the month of June 2023 leading to 50 additional placements being made.

As regards placement in the public sector, 34 vacancies have been reported for which 595 jobseekers have been referred and 6 jobseekers have placed for previous vacancies.

Furthermore, 60 persons registered under the “*Workfare Programme*” have been placed, 19 persons through the TV programme “*Magazine de L'Emploi et des Metiers*”, 3 person through the *Job Management system*, 76 persons through the “*Youth Employment Programme*”, 10 persons through the

“Back to Work Programme”, 5 persons through the “Trainee Engineer Scheme” and 19 persons through “Outward Labour Migration”. Thus, the total number of placements, for the month of June 2023, amounted to 489 (Table 28) and as shown below.

Table 8 - Type of placements by sex, June 2023

Type of Placement	Male		Female		Total	
	Number	%	Number	%	Number	%
EIC	127	63	164	57	291	60
Public Sector	4	2	2	1	6	1
Workfare Programme	25	12	35	12	60	12
Magazine de L’Emploi et des metiers	13	6	6	2	19	4
Job Management System	1	0	2	1	3	1
Youth Employment Programme (Public & Private)	15	7	61	21	76	16
Back to Work Programme	0	0	10	3	10	2
Dual Training Programme	0	0	0	0	0	0
Trainee Engineer Scheme (Public & Private)	4	2	1	0	5	1
Overseas Vacancies	12	6	7	2	19	4
Total	201	100	288	100	489	100

12.2 The disparity between the number of vacancies reported and the number of persons placed can be explained by unwillingness of job seekers to accept job offers and also by some criteria set by the employers. Some jobseekers refused job offers because of the conditions of work e.g. low salary, overtime or night duty. Most of the jobseekers refused the jobs offered to them as they are looking for public sector jobs. For some vacancies, no suitable candidates were available.

In some cases, employers were not satisfied with referred candidates and consequently the vacancies were filled by the employers themselves. Some candidates were not selected by employers as according to the latter they were not suitable for the work or lack previous experience. Employers were not willing to offer higher salaries, thus the jobseekers who were looking for a better pay were not selected by the employers.

12.3 A breakdown of placements by industrial group shows that the majority of the placements made were in the “Real estate, renting and business services” sector (102), “Wholesale & Retail Trade; repair of motor vehicles, motorcycles & personal and household goods” sector (59), and “Hotels and Restaurants” sector (36). The remaining placements were effected in companies engaged in other activities (Table 28).

13. Work Permits and Certificates of Exemption

For the month of June 2023, the number of new work permits issued was 299 (281 males and 18 females). The majority of the new work permits issued was for the “Construction” sector (98) followed

by “*Manufacturing*” sector with 72 (Table 29 & 32). Out of the 299 new work permits issued, 125 were allocated to Indian workers, 94 to Malagasy workers, 43 to Nepalese workers and 14 to Bangladeshi workers, and (Tables 31).

The number of work permits renewed for the month of June 2023 amounted to 964 (738 males and 226 females) out of which 553 were for the “*Manufacturing*” sector and 330 for the “*Construction*” sector (Table 30 & 32). The majority of the work permits renewed were for Bangladeshi, Indian and Malagasy workers with 521, 378 and 46 work permits respectively as shown in Table 31.

The number of new certificates of exemption issued and renewed for the month of June 2023 amounted to 410 (309 New and 101 Renewed). The majority were from India with 367 (90%) (Table 33).

The number of valid work permits as at the end of June 2023 stood at 30,907 (26,164 males and 4,743 females). Most of the foreign workers in Mauritius were working in the “*Manufacturing*” sector (65%) followed by “*Construction*” sector with 19% out of whom 39% was working as Machine Operator (Sewing), 6% as Mason and 5% as Fish Cutter (Table 35). The number of valid certificates of exemption as at the end of June 2023 stood at 5,416 (5,279 males, 137 females). The majority of valid certificates of exemption as at the end of June 2023 were for “*Construction*” sector (88%) with 4781. (Tables 34).

The number of valid work permits and certificates of exemption as at the end of June 2023 stood at 36,323 (31,443 males and 4,880 females). Most of the foreign workers in Mauritius were working in the “*Manufacturing*” sector (55%) followed by “*Construction*” sector with 29%. (Table 34).

The countries of origin for the valid work permits and certificates of exemption are given in Table 35. 41% of the valid work permits and certificates of exemption were for Indian workers and 40% for expatriates from Bangladesh, respectively. 86% within valid certificates of exemption was for Indian workers and 47%, 34% and 12% within valid work permits were for Bangladeshi, Indian and Malagasy workers. (Table 36).

The majority of foreigners came from Bangladesh and India work in the “*Manufacturing*” and “*Construction*” Sectors as Machine Operator (Sewing), Mason and Fish Cutter (Table 37 and 38).

Date: 24 November 2023.

**National Employment Department,
Level 11, Victoria House,
C/R, Barracks and St. Louis Streets,
Port Louis.**

Tel : 405 0100

Email: lmunit@govmu.org

Website: <https://mauritiusjobs.govmu.org>

Table 9 - Number of registered unemployed by qualification, length of registration, sex and age-group, as at end of June 2023

Qualification	Age-group Length of Registration	Male					Female					Both sexes				
		16 - 19	20 - 29	30 - 39	40+	Total	16 - 19	20 - 29	30 - 39	40+	Total	16 - 19	20 - 29	30 - 39	40+	Total
Education Nil +Std VI Failed	Less than 1 year	78	162	139	341	720	56	161	164	304	685	134	323	303	645	1,405
	1 yr but < 2 yrs	14	46	20	67	147	2	46	72	79	199	16	92	92	146	346
	2 yrs but < 3 yrs	1	34	18	54	107	3	32	53	99	187	4	66	71	153	294
	3 yrs but < 4 yrs	1	31	21	35	88	0	29	45	59	133	1	60	66	94	221
	4 yrs but < 5 yrs	0	44	16	44	104	0	26	43	118	187	0	70	59	162	291
	5 yrs and above	0	120	238	587	945	0	64	303	771	1,138	0	184	541	1,358	2,083
	Total	94	437	452	1,128	2,111	61	358	680	1,430	2,529	155	795	1,132	2,558	4,640
Standard VI (passed)	Less than 1 year	49	59	28	40	176	22	67	45	37	171	71	126	73	77	347
	1 yr but < 2 yrs	8	19	9	16	52	3	35	21	15	74	11	54	30	31	126
	2 yrs but < 3 yrs	0	30	12	12	54	0	25	9	9	43	0	55	21	21	97
	3 yrs but < 4 yrs	2	26	7	5	40	0	12	21	13	46	2	38	28	18	86
	4 yrs but < 5 yrs	0	17	6	6	29	0	26	17	23	66	0	43	23	29	95
	5 yrs and above	0	88	129	117	334	0	65	216	299	580	0	153	345	416	914
	Total	59	239	191	196	685	25	230	329	396	980	84	469	520	592	1,665
Form I to V (including SC failed)	Less than 1 year	141	198	32	53	424	108	169	54	65	396	249	367	86	118	820
	1 yr but < 2 yrs	33	138	10	20	201	21	147	37	32	237	54	285	47	52	438
	2 yrs but < 3 yrs	1	144	10	24	179	0	116	23	25	164	1	260	33	49	343
	3 yrs but < 4 yrs	0	117	5	9	131	0	96	37	28	161	0	213	42	37	292
	4 yrs but < 5 yrs	0	87	9	6	102	0	132	52	43	227	0	219	61	49	329
	5 yrs and above	0	345	327	258	930	0	466	1,016	1,073	2,555	0	811	1,343	1,331	3,485
	Total	175	1,029	393	370	1,967	129	1,126	1,219	1,266	3,740	304	2,155	1,612	1,636	5,707

Table 9 (cont'd) - Number of registered unemployed by qualification, length of registration, sex and age-group, as at the end of June 2023

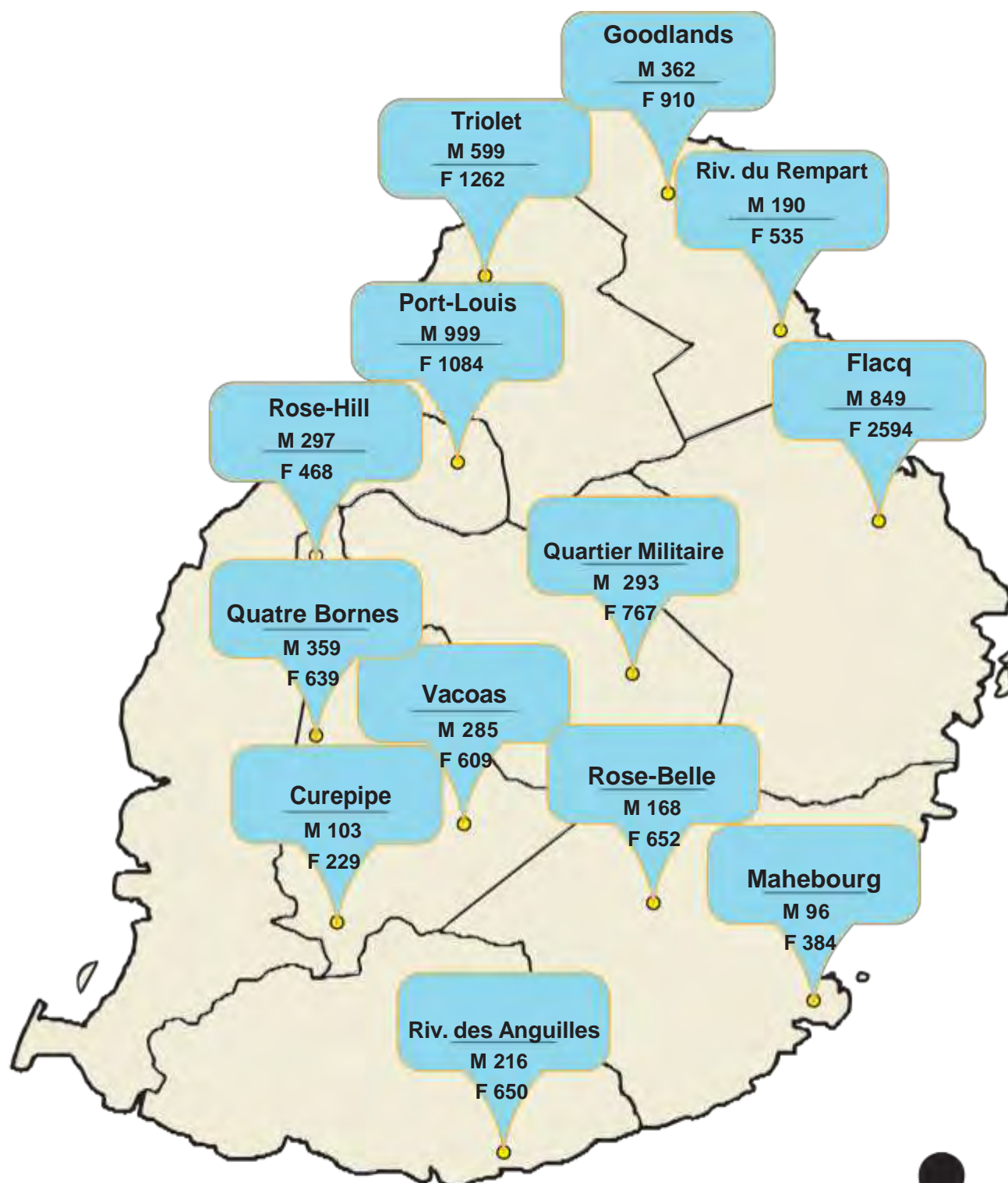
Qualification	Age-group Length of Registration	Male					Female					Both sexes				
		16 - 19	20 - 29	30 - 39	40+	Total	16 - 19	20 - 29	30 - 39	40+	Total	16 - 19	20 - 29	30 - 39	40+	Total
SC	Less than 1 year	80	148	15	21	264	109	200	29	31	369	189	348	44	52	633
	1 yr but < 2 yrs	12	113	5	7	137	27	170	11	12	220	39	283	16	19	357
	2 yrs but < 3 yrs	0	104	5	6	115	0	131	12	23	166	0	235	17	29	281
	3 yrs but < 4 yrs	0	69	3	5	77	0	103	7	6	116	0	172	10	11	193
	4 yrs but < 5 yrs	0	79	1	3	83	0	103	20	19	142	0	182	21	22	225
	5 yrs and above	0	208	150	73	431	0	422	704	436	1,562	0	630	854	509	1,993
	Total	92	721	179	115	1,107	136	1,129	783	527	2,575	228	1,850	962	642	3,682
HSC	Less than 1 year	15	125	4	4	148	27	253	18	4	302	42	378	22	8	450
	1 yr but < 2 yrs	0	71	0	1	72	2	144	3	2	151	2	215	3	3	223
	2 yrs but < 3 yrs	0	33	1	2	36	0	65	2	3	70	0	98	3	5	106
	3 yrs but < 4 yrs	0	30	2	2	34	0	70	2	4	76	0	100	4	6	110
	4 yrs but < 5 yrs	0	29	0	1	30	0	94	7	3	104	0	123	7	4	134
	5 yrs and above	0	83	41	12	136	0	286	234	43	563	0	369	275	55	699
	Total	15	371	48	22	456	29	912	266	59	1,266	44	1,283	314	81	1,722
Professional	Less than 1 year	0	51	10	15	76	1	136	9	9	155	1	187	19	24	231
	1 yr but < 2 yrs	0	17	2	1	20	0	30	3	4	37	0	47	5	5	57
	2 yrs but < 3 yrs	0	10	4	6	20	0	38	5	4	47	0	48	9	10	67
	3 yrs but < 4 yrs	0	10	2	0	12	0	28	3	2	33	0	38	5	2	45
	4 yrs but < 5 yrs	0	33	7	3	43	0	55	8	1	64	0	88	15	4	107
	5 yrs and above	0	58	93	25	176	0	184	251	39	474	0	242	344	64	650
	Total	0	179	118	50	347	1	471	279	59	810	1	650	397	109	1,157
Grand total		435	2,976	1,381	1,881	6,673	381	4,226	3,556	3,737	11,900	816	7,202	4,937	5,618	18,573

Table 10 - Number of registered Unemployed and In Employment jobseekers by EIC and workfare by sex, as at end of June 2023

EIC ¹	Unemployed			In Employment			Total		
	Male	Female	Both sexes	Male	Female	Both sexes	Male	Female	Both sexes
Curepipe	103	229	332	396	405	801	499	634	1,133
Flacq	849	2,594	3,443	2,124	1,875	3,999	2,973	4,469	7,442
Goodlands	362	910	1,272	1,087	976	2,063	1,449	1,886	3,335
Mahebourg	96	384	480	645	740	1,385	741	1,124	1,865
Port Louis	999	1,084	2,083	711	584	1,295	1,710	1,668	3,378
Quartier Militaire	293	767	1,060	920	901	1,821	1,213	1,668	2,881
Quatre Bornes	359	639	998	342	443	785	701	1,082	1,783
Riviere des Anguilles	216	650	935	733	714	1,447	949	1,364	2,313
Riviere du Rempart	190	535	725	615	590	1,205	805	1,125	1,930
Rose Belle	168	652	820	970	979	1,949	1,138	1,631	2,769
Rose Hill	297	468	765	328	369	697	625	837	1,462
Triolet	599	1,262	1,861	878	727	1,605	1,477	1,989	3,466
Vacoas	285	609	894	476	569	1,045	761	1,178	1,939
Workfare	1,857	1,117	2,974	0	0	0	1,857	1,117	2,974
Total	6,673	11,900	18,573	10,225	9,872	20,097	16,898	21,772	38,670

¹ Employment Information Centre

Number of registered Unemployed jobseekers by EIC by sex as at end of June 2023



source: Table 10

Table 11 - Change in number of registered unemployed by age-group & sex, May 2023 - June 2023

Age-group (years)	May 2023			June 2023			Change		
	Male	Female	Both sexes	Male	Female	Both sexes	Male	Female	Both sexes
16 - 19	442	409	851	435	381	816	-7	-28	-35
20 -29	3047	4,392	7,439	2976	4226	7,202	-71	-166	-237
30 -39	1429	3,579	5,008	1381	3556	4,937	-48	-23	-71
40+	1881	3,729	5,610	1881	3737	5,618	0	8	8
Total	6,799	12,109	18,908	6,673	11,900	18,573	-126	-209	-335

Table 12 - Number of registered unemployed by occupational group and sex, as at end of June 2023

Occupational group	Male	Female	Both sexes
Managers	71	47	118
Professionals	209	682	891
Technicians & Associate Professionals	509	843	1,352
Clerical Support Workers	1,176	3,576	4,752
Service and Sales Workers	1,133	3,048	4,181
Skilled Agricultural, Forestry & Fishery Workers	84	43	127
Craft & Related Trades Workers	1,219	461	1,680
Plant & Machinery Operators & Assemblers	771	651	1,422
Elementary Occupation	1,245	1,945	3,190
New Workers Seeking Employment	256	604	860
Total	6,673	11,900	18,573

Figure 1 - Registered unemployed (%) by educational attainment, as at end of June 2023

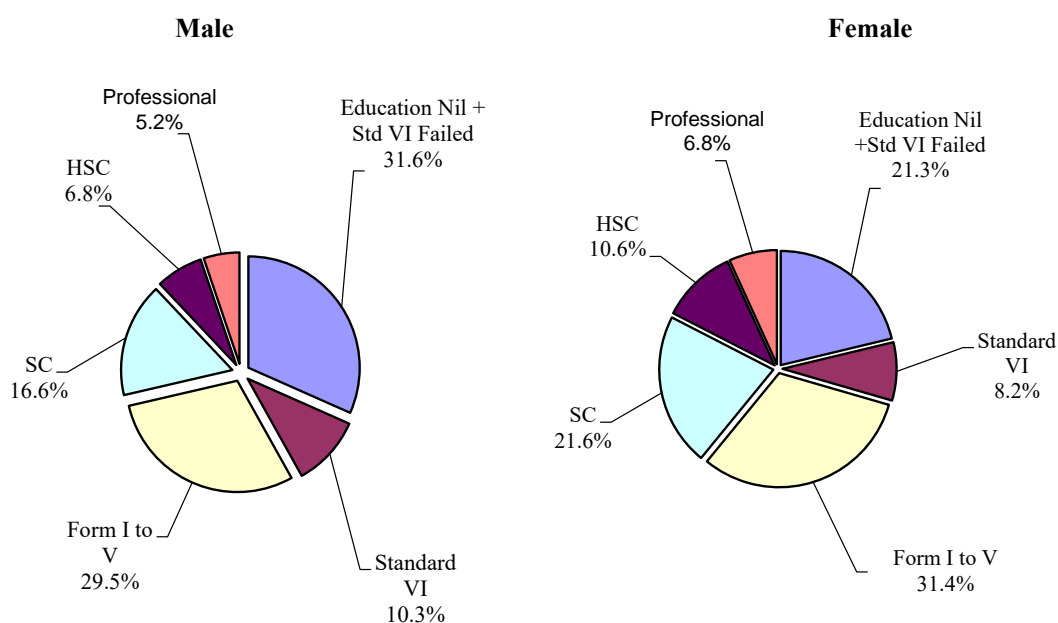


Figure 2 - Number of registered unemployed by age group & sex, as at end of June 2023

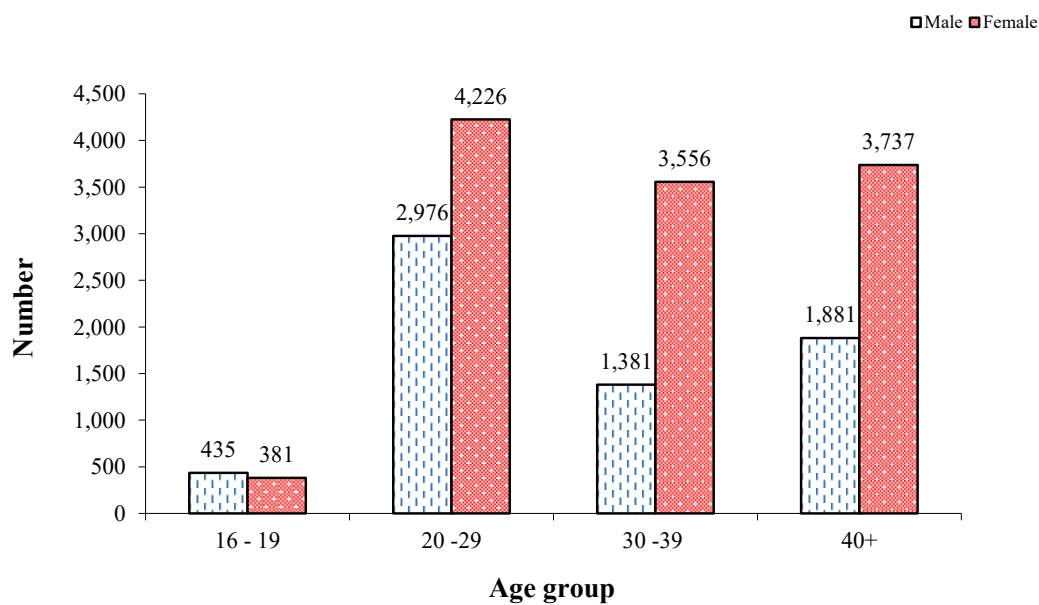


Table 13 - Number of registered unemployed by district & sex, as at end of June 2023

District	Male	Female	Both sexes
Port Louis	999	1,084	2,083
Black River	179	274	453
Plaine Wilhems	1,467	2,117	3,584
Pamplemousses	1,265	2,127	3,392
Rivière du Rempart	442	849	1,291
Moka	428	863	1,291
Flacq	1,031	2,679	3,710
Grand Port	437	980	1,417
Savanne	425	927	1,352
Total	6,673	11,900	18,573

Table 14 - Number of registered unemployed by locality & sex, as at end of June 2023

Locality	Male	Female	Both sexes
Baie Du Cap	25	23	48
Bambous	82	128	210
Beau Bassin	158	191	349
Bel Air	172	430	602
Belle Vue Maurel	59	113	172
Bramsthan	68	229	297
Brisee Verdier	126	304	430
Camp de Masque Pave	68	158	226
Camp Diable	27	56	83
Canot	30	36	66
Case Noyale	15	26	41
Central Flacq	108	294	402
Chemin Grenier	82	171	253
Cottage	41	78	119

Table 14 (cont'd) - Number of registered unemployed by locality & sex, as at end of June 2023

Locality	Male	Female	Both sexes
Curepipe	241	345	586
Dagotiere	56	115	171
Fond Du Sac	56	109	165
Goodlands	145	225	370
Grand Bay	74	107	181
Grand Bois	54	148	202
Grand Gaube	67	85	152
Grand River South East	21	43	64
L'Escalier	68	116	184
La Rosa	77	183	260
Lallmatie	98	284	382
Laventure	31	105	136
Long Mountain	104	250	354
Mahebourg	119	213	332
Mare La Chaux	85	237	322
Medine	50	109	159
Moka	29	59	88
Mont Roches	21	31	52
Montagne Blanche	64	143	207
Old Grand Port	29	47	76
Pamplemousses	198	296	494
Petit Raffray	63	131	194
Petite Riviere	34	70	104
Phoenix	92	164	256
Piton	58	76	134
Plaine des Papayes	142	220	362
Plaine Magnien	36	80	116
Pointe aux Piments	56	91	147

Table 14 (cont'd) - Number of registered unemployed by locality & sex, as at end of June 2023

Locality	Male	Female	Both sexes
Port Louis	999	1,084	2,083
Poste de Flacq	60	174	234
Poudre d'Or	33	54	87
Poudre d'Or Hamlet	28	79	107
Quartier Militaire	92	183	275
Quatre Bornes	400	557	957
Quatre Soeurs	48	118	166
Riviere des Creoles	17	39	56
Riviere des Anguilles	87	222	309
Riviere du Poste	18	86	104
Riviere du Rempart	106	215	321
Roche Noires	39	109	148
Rose Belle	94	273	367
Rose Hill	264	301	565
Sebastopol	73	137	210
Souillac	92	175	267
St. Hubert	21	33	54
St. Julien d'Hotman	38	116	154
St. Pierre	149	247	396
Tamarin	11	10	21
Terre Rouge	192	310	502
Triolet	246	428	674
Trois Boutiques	19	44	63
Trou d'Eau Douce	23	57	80
Vacoas	295	530	825
Total	6,673	11,900	18,573

Table 15 - Number of registered unemployed with disabilities by nature of disability and sex, as at end of June 2023

Nature of disability	Male	Female	Both sexes
Abnormal movement of body parts	8	2	10
Blind	1	0	1
Crippled	1	3	4
Deaf	3	1	4
Deaf and Dumb	4	2	6
Deformation of body parts since birth	16	2	18
Disabled following surgical operation or illness	7	4	11
Disabled due to accident	10	2	12
Dumb	3	1	4
Dwarf	1	0	1
Epileptic	7	4	11
Lame	3	1	4
Mental illness	4	6	10
Mentally retarded	11	5	16
Partly blind	4	1	5
Partly deaf	5	3	8
stammer	2	5	7
Thalassemia	0	1	1
Total	90	43	133

Table 16 - Number of UNEMPLOYED new registrants, re-registrants and those who reported for maintaining their registration by Employment Information Centre & sex, June 2023

Employment Information Centre	New registrants			Re-registrants			Those who reported for maintaining their registration		
	Male	Female	Both sexes	Male	Female	Both sexes	Male	Female	Both sexes
Curepipe	7	13	20	16	14	30	14	34	48
Flacq	38	42	80	37	78	115	167	579	746
Mahebourg	8	14	22	8	20	28	14	70	84
Goodlands	27	46	73	31	58	89	71	184	255
Port Louis	31	39	70	62	63	125	111	156	267
Quartier Militaire	13	20	33	21	32	53	38	138	176
Quatre Bornes	14	26	40	18	44	62	48	97	145
Riv. Des Anguilles	11	15	26	16	19	35	30	134	164
Riv. Du Rempart	3	17	20	20	26	46	25	104	129
Rose Belle	8	8	16	13	23	36	27	136	163
Rose Hill	28	35	63	21	28	49	33	44	77
Triolet	21	34	55	32	48	80	118	286	404
Vacoas	11	15	26	27	28	55	42	118	160
Workfare	16	12	28	69	30	99	453	242	695
Total	236	336	572	391	511	902	1,191	2,322	3,513

Table17 - Change in the number of new unemployed registrants by educational attainment and sex , May 2023 - June 2023

Education Level	May 2023			June 2023			Change		
	Male	Female	Both sexes	Male	Female	Both sexes	Male	Female	Both sexes
Education Nil+Std VI (failed)	112	126	238	85	159	244	-27	33	6
Standard VI (passed)	27	27	54	25	28	53	-2	1	-1
Form I to V (including SC failed)	69	46	115	59	47	106	-10	1	-9
SC (including HSC failed)	44	68	112	37	43	80	-7	-25	-32
HSC	25	46	71	18	37	55	-7	-9	-16
Professional	15	34	49	12	22	34	-3	-12	-15
Total	292	347	639	236	336	572	-56	-11	-67

Table 18 - Number of new unemployed registrants by educational attainment, sex and age group, June 2023

Age group Education level	Male					Female					Both sexes				
	16 - 19	20 - 29	30 - 39	40+	Total	16 - 19	20 - 29	30 - 39	40+	Total	16 - 19	20 - 29	30 - 39	40+	Total
Education Nil+Std VI (failed)	20	24	17	24	85	16	39	39	65	159	36	63	56	89	244
Standard VI (passed)	4	10	4	7	25	5	8	8	7	28	9	18	12	14	53
Form I to V (including SC failed)	30	23	2	4	59	12	22	5	8	47	42	45	7	12	106
SC (including HSC failed)	12	20	0	5	37	11	26	3	3	43	23	46	3	8	80
HSC	1	15	2	0	18	6	26	5	0	37	7	41	7	0	55
Professional	0	10	0	2	12	0	22	0	0	22	0	32	0	2	34
Total	67	102	25	42	236	50	143	60	83	336	117	245	85	125	572

Table 19 - Number of new unemployed registrants by occupational group and sex, June 2023

Occupational group	Male	Female	Both sexes
Managers	5	2	7
Professionals	8	10	18
Technicians & Associate Professionals	21	22	43
Clerical support workers	31	65	96
Service & sales workers	44	100	144
Skilled agricultural, forestry & fishery workers	2	2	4
Craft & related trades workers	37	12	49
Plant & machine operators & assemblers	18	14	32
Elementary occupations	42	69	111
New workers seeking employment	28	40	68
Total	236	336	572

Table 20 - Number of IN EMPLOYMENT new registrants, re-registrants and those who reported for maintaining their registration by Employment Information Centre & sex, June 2023

Employment Information Centre	New registrants			Re-registrants			Those who reported for maintaining their registration		
	Male	Female	Both sexes	Male	Female	Both sexes	Male	Female	Both sexes
Curepipe	0	2	2	27	20	47	75	81	156
Flacq	18	12	30	64	52	116	494	404	898
Mahebourg	4	5	9	31	26	57	120	178	298
Goodlands	45	53	98	74	54	128	240	217	457
Port Louis	7	4	11	43	29	72	149	132	281
Quartier Militaire	10	7	17	52	28	80	197	200	397
Quatre Bornes	1	6	7	20	32	52	71	86	157
Riv. Des Anguilles	5	5	10	20	29	49	165	169	334
Riv. Du Rempart	19	11	30	29	29	58	138	153	291
Rose Belle	6	3	9	28	24	52	197	219	416
Rose Hill	6	4	10	21	19	40	43	67	110
Triolet	8	4	12	29	16	45	184	155	339
Vacoas	4	3	7	19	16	35	99	132	231
Workfare	0	0	0	0	0	0	0	0	0
Total	133	119	252	457	374	831	2,172	2,193	4,365

Table 21 - Number of Unemployed and In Employment jobseekers de-registered by EIC and sex, as at end of June 2023

EIC ¹	Unemployed			In Employment			Total		
	Male	Female	Both sexes	Male	Female	Both sexes	Male	Female	Both sexes
Curepipe	19	27	46	47	42	89	66	69	135
Flacq	86	151	237	114	109	223	200	260	460
Goodlands	59	81	140	69	59	128	128	140	268
Mahebourg	17	33	50	57	42	99	74	75	149
Port Louis	100	120	220	62	42	104	162	162	324
Quartier Militaire	29	58	87	64	31	95	93	89	182
Quatre Bornes	63	79	142	30	29	59	93	108	201
Riviere des Anguilles	41	55	96	45	29	74	86	84	170
Riviere du Rempart	22	37	59	27	26	53	49	63	112
Rose Belle	18	46	64	45	50	95	63	96	159
Rose Hill	64	72	136	24	22	46	88	94	182
Triolet	89	107	196	62	31	93	151	138	289
Vacoas	44	57	101	33	37	70	77	94	171
Total	651	923	1,574	679	549	1,228	1,330	1,472	2,802

¹ Employment Information Centre

Table 22 - Number of vacancies notified in EICs¹ by industrial group and sex, June 2023

Industrial group	Male	Female	Either male or female	Total
Agriculture, hunting, forestry and fishing	691	43	278	1,012
Manufacturing	194	29	195	418
<i>of which: Textile</i>	4	1	22	27
<i>Wearing apparel</i>	0	12	33	45
Electricity, gas and water supply	4	0	0	4
Construction	229	2	6	237
Wholesale & retail trade; repair of m/vehicles, motorcycles & personal & household goods	110	28	102	240
Transport, storage and communications	24	2	15	41
Hotels and restaurants	32	7	31	70
Information Technology	1	0	0	1
Financial intermediation	0	1	16	17
Real estate, renting and business activities	32	13	133	178
Education	0	5	6	11
Health and social work	0	3	4	7
Other community, social and personal service activities	8	11	36	55
Private households with employed persons	9	16	2	27
Total	1,334	160	824	2,318

¹EICs - Employment Information Centres**Table 23 - Number of vacancies notified in the PRESS by industrial group and sex, June 2023**

Industrial group	Male	Female	Either male or female	Total
Agriculture, hunting, forestry and fishing	0	0	202	202
Manufacturing	0	0	107	107
Electricity, gas and water supply	0	0	0	0
Construction	0	0	96	96
Wholesale & retail trade; repair of m/vehicles, motorcycles & personal & household goods	0	0	28	28
Transportation and storage	0	0	48	48
Hotels and restaurants	0	0	0	0
Financial intermediation	0	0	25	25
Real estate, renting and business activities	0	0	6	6
Public Administration and Defence	0	0	9	9
Education	0	0	13	13
Health and social work	0	0	3	3
Other community, social and personal service activities	0	0	6	6
Total	0	0	543	543

Table 24 - Number of vacancies notified in the press and in EICs by industrial group and skill level, June 2023

Industrial group	Managers	Professionals	Technicians & associate professionals	Clerical support workers	Service workers & sales workers	Skilled agric., forestry & fishery workers	Craft & related trade workers	Plant & machine operators & assemblers	Elementary occupations	Total
Agriculture, hunting and forestry	0	54	36	61	94	57	565	169	178	1,214
Manufacturing	1	11	11	28	15	0	148	243	68	525
<i>of which : Textile</i>	0	2	1	2	0	0	2	10	10	27
<i>Wearing apparel</i>	0	0	2	3	0	0	12	26	2	45
Electricity, gas and water supply	0	0	0	0	0	0	0	4	0	4
Construction	1	3	8	6	2	5	275	28	5	333
Wholesale & retail trade; repair of motor vehicles, motorcycles & personal and household goods	0	5	24	23	53	0	26	84	53	268
Transport, storage & communications	1	2	2	11	4	0	41	24	4	89
Hotels & restaurants	0	0	3	2	32	0	18	1	14	70
Information technology	0	0	0	0	1	0	0	0	0	1
Financial intermediation	4	12	17	9	0	0	0	0	0	42
Real estate, renting and business activities	1	2	6	29	100	0	7	2	37	184
Public administration and defence; compulsory social security	0	4	3	1	0	1	0	0	0	9
Education	2	8	3	5	4	0	0	0	2	24
Health and social work	1	4	0	4	1	0	0	0	0	10
Other community, social and personal service activities	1	0	1	8	33	1	2	3	12	61
Private households with employed persons	0	0	0	0	8	2	0	2	15	27
Total	12	105	114	187	347	66	1,082	560	388	2,861

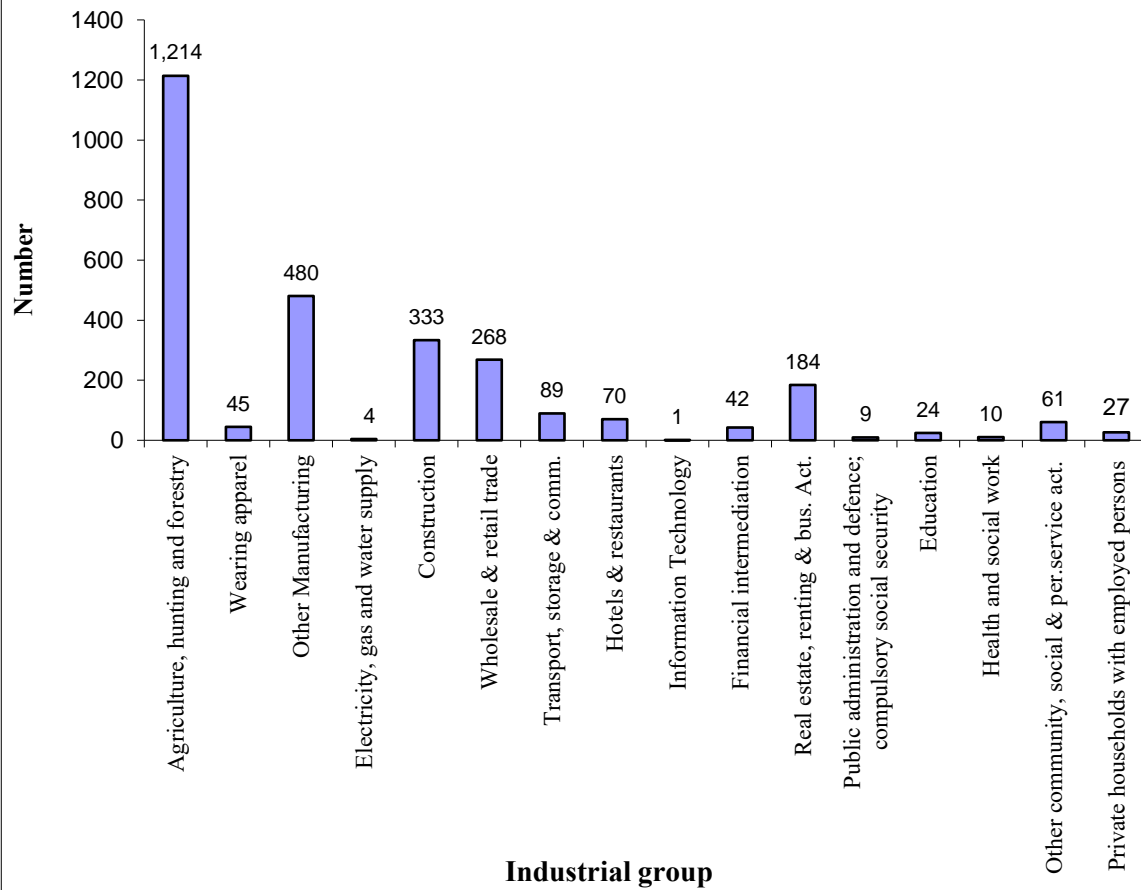
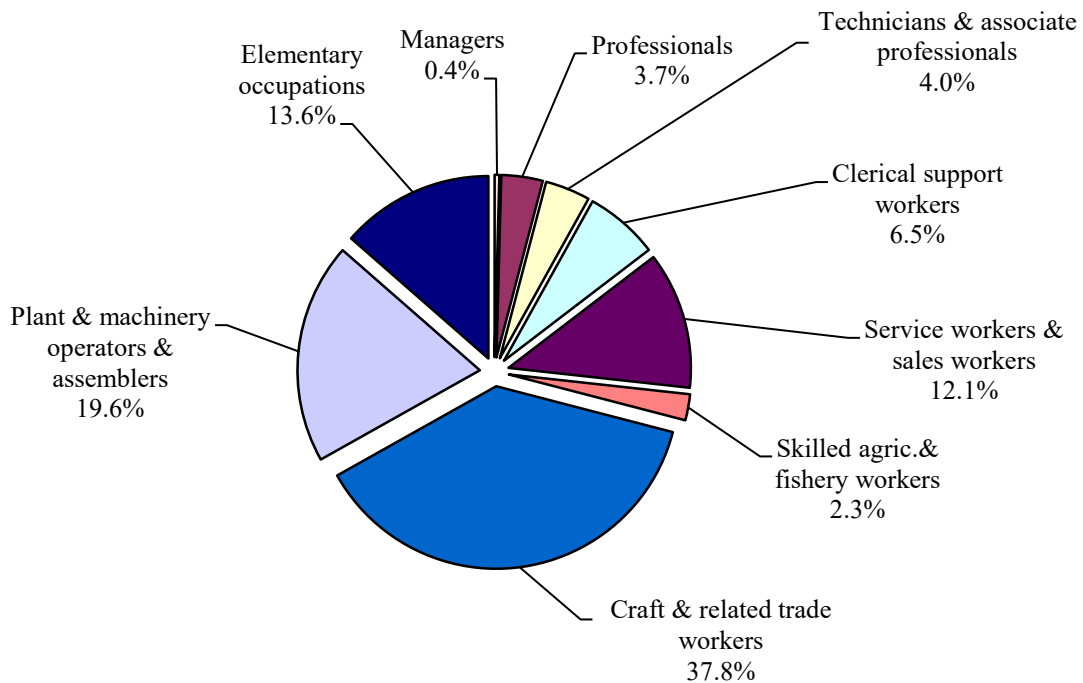
Figure 3 - Number of vacancies by industrial group, June 2023**Figure 4 - Distribution (%) of vacancies by skill level, June 2023**

Table 25 - Change in number of vacancies notified in the press and in EICs by industrial group, May 2023 - June 2023

Industrial group	May 2023	June 2023	Change
Agriculture, hunting and forestry	1,405	1,214	-191
Manufacturing	438	525	87
<i>of which: Textiles</i>	2	27	25
<i>Wearing apparel</i>	41	45	4
Electricity, gas and water supply	2	4	2
Construction	261	333	72
Wholesale & retail trade; repair of motor vehicles, motorcycles, personal and household goods	420	268	-152
Transport, storage & communications	75	89	14
Hotels & restaurants	258	70	-188
Information technology	3	1	-2
Financial intermediation	50	42	-8
Real estate, renting and business activities	167	184	17
Public administration and defence; compulsory social security	25	9	-16
Education	53	24	-29
Health & social work	34	10	-24
Other community, social and personal service activities	186	61	-125
Private households with employed persons	30	27	-3
Total	3,407	2,861	-546

Table 26 - Number of placements effected under the Youth Employment Programme (private sector) by industrial group and sex, June 2023

Industrial group	Male	Female	Both sexes
Manufacturing	0	1	1
Construction	0	1	1
Wholesale and retail trade: repair of motor vehicles and motorcycles	3	6	9
Transportation and Storage	0	3	3
Accommodation and food service activities	0	2	2
Information and communication	5	2	7
Financial and Insurance Activities	0	3	3
Real estate activities	2	1	3
Professional, scientific and technical activities	2	21	23
Education	0	3	3
Human health and social work activities	0	5	5
Other service activities	3	0	3
Total	15	48	63

Table 27 - Result of submission of candidates to employers for job placement effected in June 2023

Employment Information Centre	Vacancies	Applicants referred to employers	Declined offer	Failed to report to employer	Not selected	Result not yet known	Number placed	Placements for previous vacancies
Triolet	160	886	10	324	527	0	21	4
Riviere du Rempart	80	204	1	32	52	101	15	3
Goodlands	204	159	0	2	136	0	20	1
Port Louis	629	79	4	1	20	26	28	0
Rose Hill	122	95	7	0	46	10	32	0
Quatre Bornes	185	288	2	0	264	1	21	0
Vacoas	114	118	77	0	19	2	5	15
Curepipe	319	38	9	0	10	3	9	7
Quartier Militaire	146	478	184	71	197	0	24	2
Flacq	172	331	0	0	307	0	21	3
Rose Belle	140	132	6	0	105	0	7	14
Riviere Des Anguilles	15	193	1	2	172	0	18	0
Mahebourg	32	67	10	18	5	13	20	1
Total	2,318	3,068	311	450	1,860	156	241	50
Vacancies in the Public Sector	34	595	0	0	0	0	0	6
Grand Total	2,352	3,663	311	450	1,860	156	241	56

Table 28 - Number of placements effected by industrial group, occupation and sex, June 2023

Industrial group	Occupation	Male	Female	Both sexes
Agriculture	Administrative Clerk	0	1	1
	Animal Carer	4	0	4
	Bottler, Hand	1	1	2
	Driver, Private Car	3	0	3
	Field Crop Farm Labourer, General, Unskilled	1	0	1
	Helper	0	1	1
	Human Resource Clerk	0	1	1
	Production Supervisor	1	0	1
	Research Assistant	0	1	1
	Secretary	0	1	1
	Sub Total	10	6	16
Manufacturing	Administrative Clerk	1	1	2
	Cashier	0	1	1
	Cleaner	0	3	3
	Clerical Officer / Clerk	0	4	4
	Factory Attendant, Manufacturing	5	0	5
	Factory Operator	1	1	2
	Handyman/Handywoman, Building Maintenance	0	1	1
	Helper	4	4	8
	Kitchen Helper	0	2	2
	Outdoor Sales Representative	0	1	1
	Packer, Hand	0	1	1
	Receptionist	0	1	1
	Safety Officer	0	1	1
	Security Guard	2	0	2
	Sub Total	13	21	34
Construction	Administrative Clerk	0	2	2
	Building Construction Labourer	1	0	1
	Cleaner, Building/Office	0	1	1
	Driver, Private Car	1	0	1
	Helper	1	1	2
	Mason, General	1	0	1
	Welder	1	0	1
	Sub Total	5	4	9
Wholesale & retail trade; repair of motor vehicles, motorcycles & personal and household goods	Accounts Clerk	1	3	4
	Administrative Clerk	2	1	3
	Cashier	1	9	10
	Clerical Officer / Clerk	0	3	3
	Customer Relations Officer	1	0	1
	Driver, Van, Light and Local Transport	3	0	3
	Helper	8	3	11
	Marketing Officer	0	1	1
	Meat Packer	2	0	2
	Merchandiser, Clerk	0	1	1

Table 28 (cont'd) - Number of placements effected by industrial group, occupation and sex, June 2023

Industrial group	Occupation	Male	Female	Both sexes
Wholesale & retail trade; repair of motor vehicles, motorcycles & personal and household goods (Cont'd)	Packing Machine Operator	0	1	1
	Salesperson, Retail Trade	3	8	11
	Security Guard	1	0	1
	Shelves Worker	0	4	4
	Shop Assistant	0	2	2
	Storekeeper	1	0	1
	Sub Total	23	36	59
Transportation and Storage	Driver, Bus	1	0	1
	Driver, Van, Light and Local Transport	1	0	1
	Helper	2	0	2
	Lorry Driver, Heavy / Chauffeur Poid-Lourd	2	0	2
	Truck Driver, Heavy	1	0	1
	Sub Total	7	0	7
Hotels and Restaurants	Accounts Clerk	0	1	1
	Assembler, Electronic Precision Instruments	0	1	1
	Baby Sitter	0	1	1
	Bartender	1	0	1
	Building Maintenance Handyman	1	0	1
	Cashier	0	2	2
	Cleaner	1	3	4
	Commis, Kitchen	1	0	1
	Electrician	1	0	1
	Fast Food Operator	2	1	3
	Finance Clerk	0	1	1
	Hotel Receptionist	1	0	1
	Housekeeping Attendant	5	0	5
	Kitchen Helper	0	1	1
	Kitchen Steward	1	0	1
	Pastry Maker/Cook	1	0	1
	Security Guard	1	0	1
	Shop Assistant	0	1	1
	Spa Therapist	0	1	1
	Steward / Stewardess / Stewarding Technician	1	0	1
	Valet/Chambermaid, Hotel	0	3	3
	Waiter/Waitress, General	1	2	3
	Sub Total	18	18	36
Information and Communication	Call Centre Operator	0	1	1
	Sub Total	0	1	1
Financial Intermediation	Accounting Officer	0	1	1
	Accounts Clerk	1	3	4
	Administrative Assistant	0	1	1
	Administrative Clerk	0	2	2
	Cleaner	0	1	1
	Debtors Clerk	0	1	1

Table 28 (cont'd) - Number of placements effected by industrial group, occupation and sex, June 2023

Industrial group	Occupation	Male	Female	Both sexes
Financial Intermediation (Cont'd)	Insurance Agent	0	1	1
	Insurance Clerk	2	1	3
	Office Attendant / Auxiliary	0	1	1
	Trainee Accounts Officer	0	1	1
	Underwriter	0	1	1
	Sub Total	3	14	17
Real estate, renting and business services	Accounts Clerk	1	4	5
	Administrative Assistant	0	1	1
	Administrative Clerk	3	6	9
	Air Cargo Clerk	0	2	2
	Alarm Security Technician	2	0	2
	Assistant Accountant	0	1	1
	Attendant, General	2	0	2
	Bike Rider (Advertising)	1	0	1
	Building Maintenance Handyman	1	0	1
	Call Centre Operator	0	1	1
	Cashier	0	2	2
	Cleaner	1	10	11
	Clerical Officer / Clerk	0	3	3
	Driver - Messenger	4	0	4
	Driver, Private Car	4	0	4
	Driver/Helper	2	1	3
	Electrician, General	1	0	1
	Fast Food Operator	0	1	1
	Gardener	1	1	2
	Gas and Electric Welder, General	1	0	1
	General Labourer	1	1	2
	Helper	2	1	3
	Hostess, Business	0	2	2
	Housemaid	0	5	5
	Human Resource Clerk	0	1	1
	Import and Export Clerk	1	1	2
	Kitchen Helper	2	1	3
	Lorry Driver, Heavy / Chauffeur Poid-Lourd	1	0	1
	Mason	3	0	3
	Medical Representative (Technical)	1	0	1
	Pumping Station Operator	2	0	2
	Receptionist	0	3	3
	Repairer, Bicycle	1	0	1
	Reservoir Pumping Station Attendant	0	1	1
	Sales Executive	2	0	2
	Secretary	0	4	4
	Security Guard	2	2	4
	Service Station Attendant	1	0	1
	Storekeeper	1	0	1
	Watchman	1	0	1
	Welder	2	0	2
	Sub Total	47	55	102

Table 28 (cont'd) - Number of placements effected by industrial group, occupation and sex, June 2023

Industrial group	Occupation	Male	Female	Both sexes
Education	Administrative Secretary	0	1	1
	Child Carer / Nursery Attendant	0	1	1
	Receptionist	0	1	1
	Sub Total	0	3	3
Health and Social Services	Cook, General	1	0	1
	Sub Total	1	0	1
Private Households	Carer, Home	0	3	3
	Housemaid	0	3	3
	Sub Total	0	6	6
Total EIC¹		127	164	291
NED ² :				
(a) Public Sector		4	2	6
(b) Workfare Programme		25	35	60
(c) Magazine de L'Emploi et des Metiers		13	6	19
(d) Job Management System		1	2	3
(e) Youth Employment Programme (Public & Private)		15	61	76
(f) Back to Work Programme		0	10	10
(g) Dual Training Programme		0	0	0
(h) Trainee Engineer Scheme (Public & Private)		4	1	5
(i) Overseas Vacancies		12	7	19
Total NED		74	124	198
Grand Total		201	288	489

¹ Employment Information Centres² National Employment Department

WORK PERMITS & CERTIFICATES OF EXEMPTION



Table 29 - Number of NEW work permits issued by industrial group, occupation & sex, June 2023

Industrial Group	Occupation	Male	Female	Both sexes
Agriculture, hunting and forestry	Farm Hands and Labourers, NEC	6	0	6
	Horticulturist, General	1	0	1
	Packer, Hand	11	0	11
	Poultry Farm Skilled Worker	1	0	1
	Poultry Farmer	6	0	6
	Sub Total	25	0	25
Manufacturing	Cabinet Maker	5	0	5
	Carpenter, General	2	0	2
	Fish Cutter	29	2	31
	Flatening Machine Operator, PVC Frame	1	0	1
	Gem Setter	1	0	1
	Green House and Budding Operator	1	0	1
	Jeweller, General	1	0	1
	Machine Operator, Bakery Products	2	0	2
	Machine Operator, Packing	3	0	3
	Machine Operator, Sewing	11	5	16
	Managing Director, Hotel	1	0	1
	Motor Vehicle Mechanics and Repairers, NEC	1	0	1
	Pipe Fitter, General	2	0	2
	Production Engineering, Trainee Technician	1	0	1
	Welder, MIG	2	0	2
	Wood Carver;Hand	2	0	2
	Sub Total	65	7	72
Construction	Barbender	14	0	14
	Building Painter	1	0	1
	Carpenter, General	6	0	6
	Construction Carpenter	1	0	1
	Cook, Indian Cuisine	1	0	1
	Excavating Machine Operator	1	0	1
	Excavator Loader on P Types	2	0	2
	Managing Supervisors in Construction, NEC	5	0	5
	Mason, General	33	0	33
	Mason, Monument	14	0	14
	Plumber, General	5	0	5
	Radar Technician	3	0	3
	Site Supervisor	3	0	3
	Steel Fixer	2	0	2
	Supervisor and Foreman, Building Construction	4	0	4
	Supervisor, Construction Labourers	2	0	2
	Tile Setter	1	0	1
	Sub Total	98	0	98

Table 29(cont'd) - Number of NEW work permits issued by industrial group, occupation & sex, June 2023

Industrial Group	Occupation	Male	Female	Both sexes
Wholesale and retail trade, repair of motor vehicles, motorcycles and personal and household goods	Cabinet Maker	3	0	3
	Carpenter, General	2	0	2
	Electrician, Motor Vehicle	2	0	2
	Gas and Electric Welder, General	1	0	1
	Machine Operator, Packing	3	0	3
	Motor Vehicle Mechanics and Repairers, NEC	5	0	5
	Other Food and Related Products Processing Trades Workers	1	0	1
	Trainee Director	1	0	1
	Website Developers and Designers, NEC	1	0	1
	Sub Total	19	0	19
Transportation and storage	Electric Cable Jointer	1	0	1
	Electrical Fitter, General	1	0	1
	Graphic Artist	1	0	1
	Sub Total	3	0	3
Hotels & Restaurants	Bartender	1	0	1
	Cook, Hotel/Restaurant	3	0	3
	Cook Indian Cuisine	6	0	6
	Entertainment Manager	0	1	1
	Waiter/Waitress	1	1	2
	Sub Total	11	2	13
Information and communication	Medical Records Organiser	0	1	1
	Sub Total	0	1	1
Real Estate Activities	Companies Officer	0	1	1
	Tent Decorator	1	0	1
	Works Manager	0	1	1
	Sub Total	1	2	3
Education	Office Manager, Special Economic Interest Organisation	0	1	1
	Sub Total	0	1	1
Health and social work activities	Ayurvedic Physicians	1	0	1
	Medical Doctor, Gynaecology	1	0	1
	Spa Therapist	2	2	4
	Sub Total	4	2	6
Other community, social and personal service	Decorator, Interior	1	0	1
	Jockey, Professional	4	0	4
	Machine Operator, Laundering	7	0	7
	Spa Therapist	0	2	2
	Surveyor, General	1	0	1
	Surveyor, Land	38	0	38

Table 29(cont'd) - Number of NEW work permits issued by industrial group, occupation & sex, June 2023

Industrial Group	Occupation	Male	Female	Both sexes
Other community, social and personal service (cont'd)	Tent Decorator	2	0	2
	Sub Total	53	2	55
Private households with employed persons	Carer	2	0	2
	Housemaid	0	1	1
	Sub Total	2	1	3
Total		281	18	299

Table 30 - Number of work permits RENEWED by industrial group, occupation & sex, June 2023

Sector	Occupation	Male	Female	Both sexes
Agriculture, hunting and forestry	Field Crop Farmer, General	1	0	1
	Green House and Budding Operator	3	0	3
	Machine Operator, Packing	5	0	5
	Poultry Farm Skilled Worker	1	0	1
	Poultry Farmer	1	0	1
	Sugar Factories Helpers/Labourers	6	0	6
	Veterinarian, General	0	1	1
	Sub Total	17	1	18
Manufacturing	Aluminium Fabricator	1	0	1
	Assembler Aluminium Products	1	0	1
	Cabinet Maker	8	0	8
	Cook, Indian Cuisine	0	3	3
	Cooks, NEC	0	1	1
	Electrician, General	11	0	11
	Factory Manager	2	0	2
	Fibre Blender Machine; Machine Operator Textile Fibres Blending	3	0	3
	Fish Cutter	18	50	68
	Frigorist	2	0	2
	Gas and Electric Welder, General	1	0	1
	Gas Pipe Fitter	2	0	2
	Knitter, Garments, Hand	6	0	6
	Knitting Machine Operator, Garment	2	0	2
	Looping Machine Operator	1	0	1
	Machine Operator, Bakery Products	15	0	15
	Machine Operator, Embroidery	0	1	1
	Machine Operator, Furniture Production	3	0	3
	Machine Operator, Leather Preparing	1	0	1
	Machine Operator, Meat Processing	4	0	4
	Machine Operator, Optical Frame Making	1	0	1
	Machine Operator, Packing	1	0	1
	Machine Operator, Sewing	204	162	366
	Machine Operator, Spinning, Thread and Yarn	6	0	6
	Machine Operator, Textile Printing	10	1	11
	Managing Supervisor, Small Manufacturing Company	1	0	1
	Mechanical Technician, Trainee	1	0	1
	Metal Furnace Operator	1	0	1

Table 30 (cont'd)- Number of work permits RENEWED by industrial group, occupation & sex, June 2023

Sector	Occupation	Male	Female	Both sexes
Manufacturing (cont'd)	Metal Scrap Processor	1	0	1
	Metal Wheel Grinders, Polishers and Tool Sharpeners	2	0	2
	Milling-Machine Operator	1	0	1
	Pastry Maker	1	0	1
	Plumber, General	7	0	7
	Poultry Farmer	1	0	1
	Production Manager, Manufacturing	2	0	2
	Specialist, Sales Promotion Methods	0	1	1
	Supervisor, Machine Operations, Panels	0	1	1
	Technologist, Wood	1	0	1
	Upholsterer, General	1	0	1
	Weaving and Knitting Machine Operators, NEC	4	0	4
	Welders and Flame-Cutters, NEC	1	0	1
	Withering Operator	1	0	1
	Wood-Polishing-Machine Setter Operator	2	0	2
	Wood-Working-Machine Operator, General	2	0	2
	Sub Total	333	220	553
Construction	Air Conditioner Installer	1	0	1
	Barbender	12	0	12
	Bricklayer, Construction	7	0	7
	Bricklayers, Stonemasons, Floor Layers and Tile Setters, NEC	3	0	3
	Building Electrician	3	0	3
	Cabinet Maker	4	0	4
	Carpenter, General	29	0	29
	Concrete Shutterer	21	0	21
	Construction Carpenter	4	0	4
	Constructional Steel Erector	1	0	1
	Cooks, NEC	1	0	1
	Crane Operator	3	0	3
	Ductman	3	0	3
	Electrical Engineering Technician General	1	0	1
	Electrical Engineering Technician, High Voltage	1	0	1
	Electrical Engineers, NEC	1	0	1
	Electrician, General	62	0	62
	Gas and Electric Welder, General	1	0	1
	Head Cook	2	0	2

Table 30 (cont'd)- Number of work permits RENEWED by industrial group, occupation & sex, June 2023

Sector	Occupation	Male	Female	Both sexes
Construction (cont'd)	Maintenance Electrician	1	0	1
	Managing Supervisors in Construction, NEC	1	0	1
	Mason, General	99	0	99
	Mason, Monument	2	0	2
	Ornamental Sheet Metal Worker	1	0	1
	Plumber, General	17	0	17
	Roller Shutter Fixer	7	0	7
	Scaffolder	1	0	1
	Sculptor	1	0	1
	Steel Fixer	17	0	17
	Stonemason, Construction	1	0	1
	Stone-Treating Plant Operators, NEC	3	0	3
	Structural-Metal Erector	2	0	2
	Supervisor and Foreman, Building Construction	3	0	3
	Supervisor and Foreman, Road Construction	2	0	2
	Technical Assistant	1	0	1
	Tile Setter	9	0	9
	Water-Treatment Plant Operator	1	0	1
	Welders and Flame-Cutters, NEC	1	0	1
	Sub Total	330	0	330
Wholesale and retail trade, repair of motor vehicles, motorcycles and personal and household goods	Aluminium Fabricator	1	0	1
	Automobile Mechanic, Diesel	2	0	2
	Frigorist	2	0	2
	Glass Cutter	1	0	1
	Hybrid Car Technical	2	0	2
	Loom Fixer	1	0	1
	Machine Operator, Packing	10	0	10
	Machine Operator, Sewing	6	0	6
	Pastry Maker	1	0	1
	Upholsterer, General	1	0	1
	Wood Products Machine Operators, NEC	4	0	4
	Wood-Working-Machine Operator, General	1	0	1
	Subtotal	32	0	32
Transportation and Storage	Apprentice, Coach Builder, Wooden	2	0	2
	Automobile Mechanic, Petrol	1	0	1
	Cable Worker, Electric Power, Underground Cables	2	0	2

Table 30 (cont'd)- Number of work permits RENEWED by industrial group, occupation & sex, June 2023

Sector	Occupation	Male	Female	Both sexes
Transportation and Storage (cont'd)	Painter, Vehicle	2	0	2
	Telecommunication Technician	1	0	1
	Sub Total	8	0	8
Hotels and Restaurants	Cook, Hotel/Restaurant	4	0	4
	Cook, Indian Cuisine	3	0	3
	General Manager, Housing	1	0	1
	Sushi Chef	2	0	2
	Sub Total	10	0	10
Real estate activities	Welder, MIG	1	0	1
	Sub Total	1	0	1
Human Health and Social Work Activities	Ayurvedic Physicians	0	1	1
	Ayurvedic Therapist	1	0	1
	Nursing and Midwifery Professionals, NEC	1	0	1
	Nursing Officer	0	1	1
	Spa Therapist	0	1	1
	Specialised Nurse	0	1	1
	Sub Total	2	4	6
Other community, social and Personal Service	Architect, Landscape	1	0	1
	Jockey, Professional	2	0	2
	Project Coordinator	1	0	1
	Senior Administrator of Muslim Religious Organisation	1	0	1
	Sub Total	5	0	5
Private household with employed persons	Spa Therapist	0	1	1
	Sub Total	0	1	1
Total		738	226	964

Table 31 - Number of new work permits issued and renewed work permits by country of origin & sex, June 2023

Country	New			Renewed			Grand Total
	Male	Female	Both sexes	Male	Female	Both sexes	
Bangladesh	11	3	14	324	197	521	535
Belgium	0	0	0	0	1	1	1
Brazil	2	0	2	0	0	0	2
Chile	2	0	2	0	0	0	2
China	0	1	1	2	0	2	3
Egypt	0	0	0	1	0	1	1
France	1	1	2	0	0	0	2
Germany	0	0	0	0	1	1	1
Iceland	0	1	1	0	0	0	1
India	120	5	125	375	3	378	503
Indonesia	0	2	2	0	2	2	4
Ireland	0	0	0	1	0	1	1
Madagascar	91	3	94	25	21	46	140
Nepal	43	0	43	3	0	3	46
Nigeria	2	0	2	0	0	0	2
Pakistan	1	0	1	1	0	1	2
Philippines	0	1	1	0	0	0	1
Slovenia	1	0	1	0	0	0	1
South Africa	2	1	3	1	0	1	4
Sri Lanka	4	0	4	4	1	5	9
Zimbabwe	1	0	1	1	0	1	2
Total	281	18	299	738	226	964	1,263

Figure 5 - Distribution (%) of new work permits & renewed work permits by country of origin, June 2023

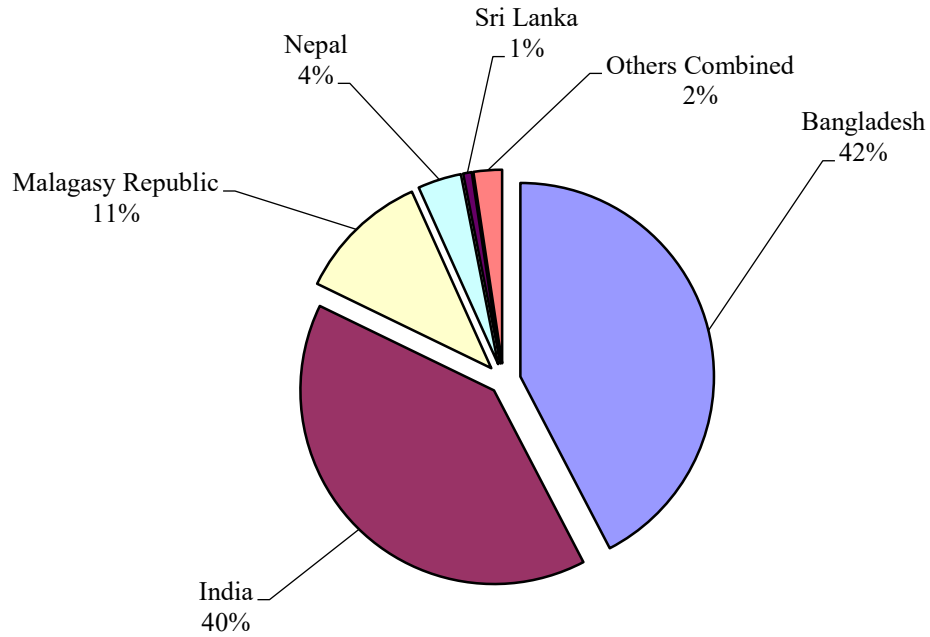


Figure 6 - Number of new work permits & renewed work permits by industrial group, June 2023

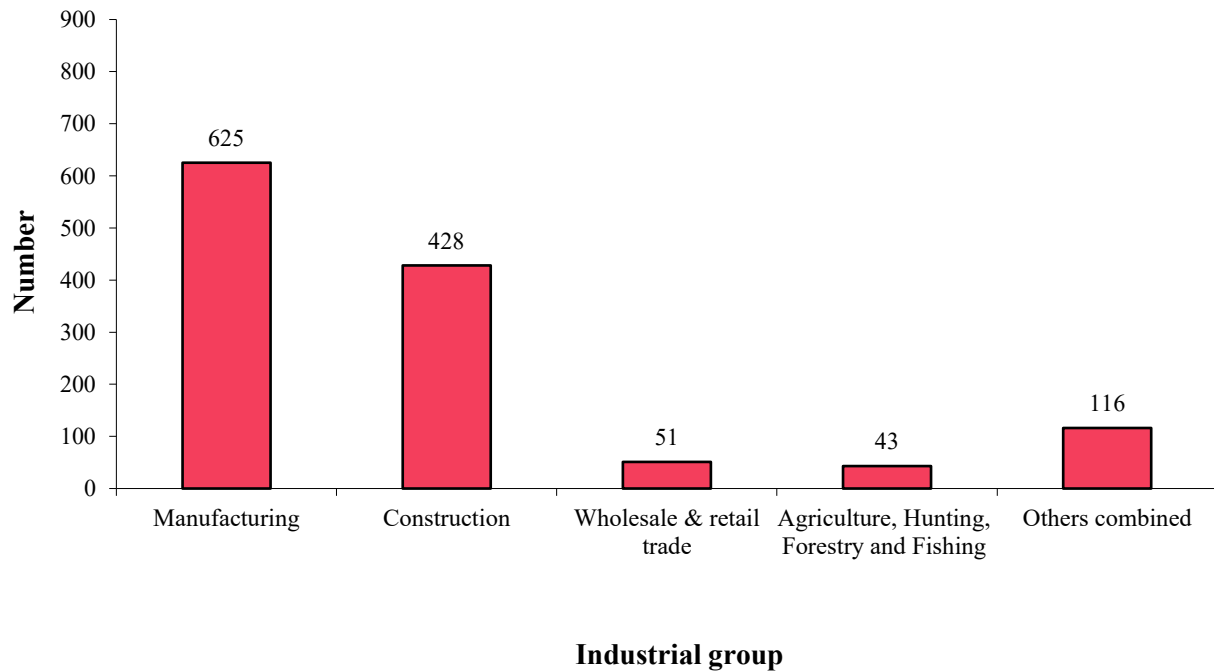


Table 32 - Number of new and renewed work permits by industrial group & sex, June 2023

Industrial group	New			Renewed			Total		
	Male	Female	Both sexes	Male	Female	Both sexes	Male	Female	Both sexes
Agriculture, Hunting, Forestry and Fishing	25	0	25	17	1	18	42	1	43
Manufacturing	65	7	72	333	220	553	398	227	625
Construction	98	0	98	330	0	330	428	0	428
Wholesale And Retail Trade, Repair Of Motor Vehicles, Motorcycles And Personal And Household Goods	19	0	19	32	0	32	51	0	51
Transport and Storage	3	0	3	8	0	8	11	0	11
Hotels and Restaurants	11	2	13	10	0	10	21	2	23
Information and communication	0	1	1	0	0	0	0	1	1
Real Estate, Renting And Business Activities	1	2	3	1	0	1	2	2	4
Education	0	1	1	0	0	0	0	1	1
Health And Social Work	4	2	6	2	4	6	6	6	12
Other Community, Social And Personal Service	53	2	55	5	0	5	58	2	60
Private households with employed persons	2	1	3	0	1	1	2	2	4
Total	281	18	299	738	226	964	1,019	244	1,263

Table 33 - Number of certificates of exemption issued and renewed by country of origin & sex, June 2023

Country	New	Renewed	Grand Total
Bangladesh	0	3	3
Botswana	0	1	1
Canada	0	1	1
China	0	1	1
Cuba	0	1	1
Ethiopia	1	0	1
France	4	8	12
India	284	83	367
Indonesia	7	0	7
Madagascar	1	1	2
Nepal	0	1	1
Somalia	1	0	1
Sri Lanka	5	0	5
Tanzania	5	0	5
Uganda	0	1	1
Yemen	1	0	1
Total	309	101	410

Table 34 - Number of valid work permits and certificates of exemption by industrial group & sex, as at end of June 2023

Industrial group	Valid Work Permits			Certificates of Exemption			Grand Total		
	Male	Female	Both sexes	Male	Female	Both sexes	Male	Female	Both sexes
Agriculture, Hunting, Forestry and Fishing	1,002	13	1,015	274	0	274	1,276	13	1,289
Mining And Quarrying	8	0	8	0	0	0	8	0	8
Manufacturing	15,883	4,142	20,025	4	0	4	15,887	4,142	20,029
Electricity, Gas And Water Supply	19	0	19	0	0	0	19	0	19
Construction	5,728	18	5,746	4,780	1	4,781	10,508	19	10,527
Wholesale And Retail Trade, Repair Of Motor Vehicles, Motorcycles And Personal And Household Goods	1,705	18	1,723	3	0	3	1,708	18	1,726
Transport, Storage And Communications	219	175	394	3	0	3	222	175	397
Hotels And Restaurants	495	52	547	0	1	1	495	53	548
Information Technology	13	6	19	0	0	0	13	6	19
Financial Intermediation	30	4	34	21	17	38	51	21	72
Real Estate, Renting And Business Activities	284	17	301	0	0	0	284	17	301
Public Administration And Defence; Compulsory Social Security	4	2	6	83	29	112	87	31	118
Education	10	12	22	43	44	87	53	56	109
Health And Social Work	148	117	265	3	1	4	151	118	269
Other Community, Social And Personal Service	541	109	650	50	25	75	591	134	725
Private Households With Employed Persons	75	58	133	0	0	0	75	58	133
Extra-territorial Organisations and Bodies	0	0	0	15	19	34	15	19	34
Total	26,164	4,743	30,907	5,279	137	5,416	31,443	4,880	36,323

Table 35 - Number of valid work permits and certificates of exemption by country of origin & sex, as at end of June 2023

Country of origin	Valid Work Permits			Certificates of exemption			Grand Total		
	Male	Female	Both sexes	Male	Female	Both sexes	Male	Female	Both sexes
Armenia	0	0	0	1	0	1	1	0	1
Australia	6	2	8	2	1	3	8	3	11
Bangladesh	11,670	2,934	14,604	75	0	75	11,745	2,934	14,679
Belgium	2	3	5	1	0	1	3	3	6
Botswana	0	0	0	1	1	2	1	1	2
Brazil	3	2	5	0	0	0	3	2	5
Burkina Faso	2	0	2	0	0	0	2	0	2
Burundi	1	0	1	1	1	2	2	1	3
Cameroon	5	2	7	0	0	0	5	2	7
Canada	1	4	5	0	2	2	1	6	7
Chile	1	0	1	0	0	0	1	0	1
China, People's Republic of	275	34	309	14	23	37	289	57	346
Comoro Islands	0	1	1	0	0	0	0	1	1
Congo	3	4	7	0	0	0	3	4	7
Croatia	0	0	0	1	0	1	1	0	1
Cuba	1	0	1	1	0	1	2	0	2
Czech Republic	0	1	1	1	0	1	1	1	2
Djibouti	0	1	1	0	1	1	0	2	2
Egypt	3	0	3	0	0	0	3	0	3
El Salvador	0	0	0	1	0	1	1	0	1
Ethiopia	2	0	2	5	0	5	7	0	7
France	34	24	58	74	85	159	108	109	217
Germany	2	3	5	2	0	2	4	3	7
Ghana	5	1	6	2	1	3	7	2	9
Greece	0	0	0	1	0	1	1	0	1
Guinea	2	0	2	0	0	0	2	0	2
Honduras	1	0	1	0	0	0	1	0	1
Hong Kong	1	0	1	0	0	0	1	0	1
Iceland	0	1	1	0	0	0	0	1	1
India	10,074	287	10,361	4,645	4	4,649	14,719	291	15,010
Indonesia	17	29	46	76	3	79	93	32	125
Ireland	1	1	2	0	0	0	1	1	2
Italy	4	2	6	1	0	1	5	2	7
Ivory Coast	10	1	11	0	0	0	10	1	11
Japan	0	0	0	3	3	6	3	3	6
Jordan	0	0	0	1	0	1	1	0	1
Kenya	48	79	127	1	1	2	49	80	129
Korea, Republic of	3	0	3	3	0	3	6	0	6
Laos	0	1	1	0	0	0	0	1	1
Lithuania	0	1	1	0	0	0	0	1	1
Malagasy Republic	2,764	1,075	3,839	202	0	202	2,966	1,075	4,041
Malaysia	0	2	2	0	0	0	0	2	2

Table 35 (Cont'd) - Number of valid work permits and certificates of exemption by country of origin & sex, as at end of June 2023

Country of origin	Valid Work Permits			Certificates of exemption			Grand Total		
	Male	Female	Both sexes	Male	Female	Both sexes	Male	Female	Both sexes
Maldives Island	1	0	1	0	0	0	1	0	1
Mexico	2	0	2	0	0	0	2	0	2
Morocco	3	2	5	0	0	0	3	2	5
Mozambique	59	0	59	1	1	2	60	1	61
Nepal	719	17	736	73	0	73	792	17	809
Nigeria	10	0	10	1	0	1	11	0	11
Pakistan	13	0	13	0	0	0	13	0	13
Philippines	6	19	25	20	0	20	26	19	45
Poland	3	0	3	0	0	0	3	0	3
Romania	0	0	0	1	0	1	1	0	1
Russia	0	1	1	0	0	0	0	1	1
Rwanda	1	0	1	1	3	4	2	3	5
Senegal	6	2	8	0	0	0	6	2	8
Serbia	0	0	0	3	0	3	3	0	3
Seychelles	2	1	3	3	1	4	5	2	7
Singapore	0	0	0	7	0	7	7	0	7
Slovakia	0	1	1	0	0	0	0	1	1
Slovenia	1	0	1	0	0	0	1	0	1
Somalia	0	0	0	1	0	1	1	0	1
South Africa	20	12	32	9	4	13	29	16	45
South Korea	2	0	2	0	0	0	2	0	2
Spain	3	1	4	0	0	0	3	1	4
Sri Lanka	322	167	489	10	0	10	332	167	499
Swaziland	0	0	0	0	1	1	0	1	1
Switzerland	3	0	3	0	0	0	3	0	3
Syria	1	0	1	0	0	0	1	0	1
Taiwan	2	1	3	2	0	2	4	1	5
Tanzania	2	0	2	6	0	6	8	0	8
Thailand	2	4	6	0	0	0	2	4	6
Togo	0	0	0	1	0	1	1	0	1
Tunisia	3	2	5	0	0	0	3	2	5
Turkey	1	0	1	0	0	0	1	0	1
Uganda	0	4	4	3	1	4	3	5	8
United Arab of Emirates	0	0	0	1	0	1	1	0	1
United Kingdom	7	5	12	10	0	10	17	5	22
United States of America	2	3	5	7	0	7	9	3	12
Vietnam	1	1	2	0	0	0	1	1	2
Yemen	2	0	2	1	0	1	3	0	3
Zambia	0	1	1	1	0	1	1	1	2
Zimbabwe	24	4	28	2	0	2	26	4	30
Total	26,164	4,743	30,907	5,279	137	5,416	31,443	4,880	36,323

Table 36 - Number of valid work permits (more than 50) by occupation & sex, as at end of June 2023

Occupation	Male	Female	Total
Aluminium Fabricator	243	0	243
Architect, Landscape	56	0	56
Barbender	331	0	331
Brush Maker, Hand	42	26	68
Cabinet Maker	547	1	548
Call Centre Operator	84	117	201
Carer	40	34	74
Carpenter Grade I	69	0	69
Carpenter Grade Ii	145	0	145
Carpenter, General	1171	2	1,173
Concrete Shutterer	98	0	98
Construction Carpenter	203	0	203
Cook, Hotel/Restaurant	136	1	137
Cook, Indian Cuisine	165	4	169
Electrician, General	398	0	398
Factory Mechanic Operator, Sugar Processing	85	0	85
Farm Hands And Labourers, Nec	53	0	53
Fish Cutter	568	904	1,472
Fisherman	104	0	104
Frigorist	63	0	63
Gas And Electric Welder, General	140	0	140
Gas Welder	52	0	52
Green House And Budding Operator	140	0	140
Helper	1178	0	1,178
Helper - Civil Works	205	0	205
Housemaid	46	21	67
Injection Moulding Machine Operator	57	0	57
Jeweller, General	83	0	83
Khalasi	147	0	147
Knitting Machine Operator, Garment	80	0	80
Machine Operator, Bakery Products	707	1	708
Machine Operator, Colour Film Developing	520	279	799
Machine Operator, Drying, Laundry	82	0	82
Machine Operator, Fish Processing	27	24	51
Machine Operator, Foodstuffs Dehydrating	46	8	54
Machine Operator, Packing	421	6	427
Machine Operator, Sewing	9303	2730	12,033
Machine Operator, Sewing Leather	55	3	58

Table 36 - Number of valid work permits (more than 50) by occupation & sex, as at end of June 2023

Occupation	Male	Female	Total
Machine Operator, Spinning, Thread And Yarn	277	1	278
Machine Operator, Textile Printing	79	17	96
Machine Operator, Textiles	79	5	84
Mason Grade I	200	0	200
Mason Grade Ii	196	0	196
Mason, General	1849	3	1,852
Mason, Monument	102	0	102
Metal Working Machine Setter Operator, General	78	14	92
Nursing Officer	58	61	119
Pastry Maker	196	4	200
Plastic Injection Moulding Machine Operator	66	0	66
Plumber, General	234	0	234
Poultry Farm Worker (Unskilled)	67	0	67
Poultry Farmer	96	0	96
Rebar Fitter - Grade II	261	0	261
Rebar Fitter Sg Ii	56	0	56
Rigger, General	54	0	54
Senior Administrator Of Christian Religious Organisation	41	31	72
Site Technician	51	0	51
Spinner, Thread And Yarn	205	3	208
Steel Fixer	298	1	299
Stonemason, Construction	59	0	59
Sugarcane Farm Worker (Unskilled)	69	0	69
Supervisor, Call Centre	17	55	72
Surveyor, Land	51	0	51
Technician Grade Ii	94	0	94
Tile Setter	154	0	154
Unskilled Worker	144	0	144
Unskilled Worker Grade II	151	0	151
Upholsterer, General	83	0	83
Vegetable Farm Worker, (Unskilled)/Labourer	93	0	93
Weaving And Knitting Machine Operators, Nec	75	0	75
Welder, Mig	238	0	238
Welders And Flame-Cutters, Nec	65	0	65
<i>Others</i>	2438	387	2,825
Total	26164	4743	30,907

Table 37 - Number of valid work permits and certificates of exemption by industrial group, country of origin & sex, as at end of June 2023

Industrial Group	Country Name	Valid Work Permits			Certificates of Exemption			Grand Total		
		Male	Female	Total	Male	Female	Total	Male	Female	Total
Agriculture, Forestry And Fishing	Bangladesh	569	0	569	0	0	0	569	0	569
	Belgium	0	1	1	0	0	0	0	1	1
	China	0	0	0	8	0	8	8	0	8
	Ethiopia	1	0	1	0	0	0	1	0	1
	France	1	0	1	0	0	0	1	0	1
	Ghana	0	0	0	2	0	2	2	0	2
	India	254	2	256	1	0	1	255	2	257
	Indonesia	0	0	0	65	0	65	65	0	65
	Kenya	27	1	28	0	0	0	27	1	28
	Madagascar	136	8	144	161	0	161	297	8	305
	Nepal	12	0	12	0	0	0	12	0	12
	Philippines	0	1	1	20	0	20	20	1	21
	South Africa	0	0	0	5	0	5	5	0	5
	Sri Lanka	0	0	0	10	0	10	10	0	10
	Taiwan	2	0	2	2	0	2	4	0	4
	Sub Total	1002	13	1015	274	0	274	1276	13	1289
Mining And Quarrying	Bangladesh	8	0	8	0	0	0	8	0	8
	Sub Total	8	0	8	0	0	0	8	0	8
Manufacturing	Bangladesh	8433	2914	11347	0	0	0	8433	2914	11347
	China	21	19	40	0	0	0	21	19	40
	France	4	2	6	4	0	4	8	2	10
	Germany	0	1	1	0	0	0	0	1	1
	India	4843	137	4980	0	0	0	4843	137	4980
	Indonesia	1	0	1	0	0	0	1	0	1
	Ivory Coast	4	0	4	0	0	0	4	0	4
	Kenya	17	76	93	0	0	0	17	76	93
	Laos	0	1	1	0	0	0	0	1	1
	Madagascar	2138	822	2960	0	0	0	2138	822	2960
	Morocco	0	2	2	0	0	0	0	2	2
	Mozambique	2	0	2	0	0	0	2	0	2
	Nepal	103	1	104	0	0	0	103	1	104
	Philippines	0	1	1	0	0	0	0	1	1
	South Africa	1	0	1	0	0	0	1	0	1
	Spain	1	0	1	0	0	0	1	0	1
	Sri Lanka	305	165	470	0	0	0	305	165	470
	United Kingdom	1	0	1	0	0	0	1	0	1
	United States Of									
	America	0	1	1	0	0	0	0	1	1
	Zimbabwe	9	0	9	0	0	0	9	0	9
	Sub Total	15883	4142	20025	4	0	4	15887	4142	20029
Electricity, Gas And Water Supply	Bangladesh	19	0	19	0	0	0	19	0	19
	Sub Total	19	0	19	0	0	0	19	0	19
Construction	Australia	0	0	0	1	0	1	1	0	1
	Bangladesh	1115	1	1116	74	0	74	1189	1	1190
	China	231	9	240	0	0	0	231	9	240
	Comoro Islands	0	1	1	0	0	0	0	1	1
	France	0	0	0	2	0	2	2	0	2
	Ghana	2	0	2	0	0	0	2	0	2
	India	3753	4	3757	4586	1	4587	8339	5	8344
	Indonesia	0	2	2	0	0	0	0	2	2
	Madagascar	124	0	124	36	0	36	160	0	160
	Mozambique	57	0	57	0	0	0	57	0	57
	Nepal	445	1	446	73	0	73	518	1	519
	Nigeria	1	0	1	0	0	0	1	0	1
	Singapore	0	0	0	7	0	7	7	0	7
	South Africa	0	0	0	1	0	1	1	0	1
	Sub Total	5728	18	5746	4780	1	4781	10508	19	10527
Wholesale And Retail Trade, Repair Of Motor Vehicles, Motorcycles And Personal And Household Goods	Bangladesh	1129	5	1134	0	0	0	1129	5	1134
	Brazil	0	1	1	0	0	0	0	1	1
	China	8	0	8	0	0	0	8	0	8
	France	2	0	2	0	0	0	2	0	2
	Ghana	1	0	1	0	0	0	1	0	1
	India	329	2	331	3	0	3	332	2	334
	Indonesia	16	0	16	0	0	0	16	0	16
	Italy	1	0	1	0	0	0	1	0	1
	Madagascar	115	7	122	0	0	0	115	7	122
	Nepal	99	2	101	0	0	0	99	2	101
	Nigeria	1	0	1	0	0	0	1	0	1
	Pakistan	1	0	1	0	0	0	1	0	1
	Philippines	0	1	1	0	0	0	0	1	1
	South Africa	1	0	1	0	0	0	1	0	1
	Spain	1	0	1	0	0	0	1	0	1
	Yemen	1	0	1	0	0	0	1	0	1
	Sub Total	1705	18	1723	3	0	3	1708	18	1726

Table 37 (Cont'd) - Number of valid work permits and certificates of exemption by industrial group, country of origin & sex, as at end of June 2023

Industrial Group	Country Name	Valid Work Permits			Certificates of Exemption			Grand Total		
		Male	Female	Total	Male	Female	Total	Male	Female	Total
Transport, Storage And Communications	Bangladesh	39	0	39	0	0	0	39	0	39
	China	1	0	1	0	0	0	1	0	1
	Czech Republic	0	1	1	0	0	0	0	1	1
	Djibouti	0	1	1	0	0	0	0	1	1
	Greece	0	0	0	1	0	1	1	0	1
	India	54	0	54	0	0	0	54	0	54
	Indonesia	0	0	0	2	0	2	2	0	2
	Korea	2	0	2	0	0	0	2	0	2
	Madagascar	116	173	289	0	0	0	116	173	289
	Nepal	4	0	4	0	0	0	4	0	4
	Slovenia	1	0	1	0	0	0	1	0	1
	South Korea	2	0	2	0	0	0	2	0	2
	Sub Total	219	175	394	3	0	3	222	175	397
Hotels And Restaurants	Bangladesh	98	0	98	0	0	0	98	0	98
	Belgium	1	0	1	0	0	0	1	0	1
	Brazil	0	1	1	0	0	0	0	1	1
	Canada	0	1	1	0	0	0	0	1	1
	China	13	1	14	0	0	0	13	1	14
	Egypt	1	0	1	0	0	0	1	0	1
	France	0	1	1	0	1	1	0	2	2
	India	273	7	280	0	0	0	273	7	280
	Indonesia	0	4	4	0	0	0	0	4	4
	Madagascar	16	9	25	0	0	0	16	9	25
	Maldives Island	1	0	1	0	0	0	1	0	1
	Mexico	1	0	1	0	0	0	1	0	1
	Morocco	3	0	3	0	0	0	3	0	3
	Nepal	43	9	52	0	0	0	43	9	52
	Nigeria	1	0	1	0	0	0	1	0	1
	Philippines	2	2	4	0	0	0	2	2	4
	Russia	0	1	1	0	0	0	0	1	1
	Senegal	6	2	8	0	0	0	6	2	8
	South Africa	6	5	11	0	0	0	6	5	11
	Sri Lanka	6	0	6	0	0	0	6	0	6
	Switzerland	1	0	1	0	0	0	1	0	1
	Syria	1	0	1	0	0	0	1	0	1
	Taiwan	0	1	1	0	0	0	0	1	1
	Thailand	2	4	6	0	0	0	2	4	6
	Tunisia	3	2	5	0	0	0	3	2	5
	Turkey	1	0	1	0	0	0	1	0	1
	Vietnam	1	1	2	0	0	0	1	1	2
	Zimbabwe	15	1	16	0	0	0	15	1	16
	Sub Total	495	52	547	0	1	1	495	53	548
Information Technology	Bangladesh	6	0	6	0	0	0	6	0	6
	France	2	3	5	0	0	0	2	3	5
	India	2	1	3	0	0	0	2	1	3
	Madagascar	2	1	3	0	0	0	2	1	3
	Philippines	0	1	1	0	0	0	0	1	1
	United Kingdom	1	0	1	0	0	0	1	0	1
	Sub Total	13	6	19	0	0	0	13	6	19
Financial Intermediation	Bangladesh	1	0	1	0	0	0	1	0	1
	Botswana	0	0	0	0	1	1	0	1	1
	Burundi	0	0	0	0	1	1	0	1	1
	Canada	0	0	0	0	1	1	0	1	1
	Djibouti	0	0	0	0	1	1	0	1	1
	Ethiopia	0	0	0	2	0	2	2	0	2
	France	0	0	0	5	6	11	5	6	11
	India	23	4	27	1	0	1	24	4	28
	Madagascar	0	0	0	4	0	4	4	0	4
	Mozambique	0	0	0	1	1	2	1	1	2
	Rwanda	0	0	0	0	3	3	0	3	3
	Seychelles	0	0	0	2	1	3	2	1	3
	South Africa	0	0	0	0	1	1	0	1	1
	Sri Lanka	5	0	5	0	0	0	5	0	5
	Swaziland	0	0	0	0	1	1	0	1	1
	United Kingdom	1	0	1	0	0	0	1	0	1
	United States Of									
	America	0	0	0	3	0	3	3	0	3
	Zambia	0	0	0	1	0	1	1	0	1
	Zimbabwe	0	0	0	2	0	2	2	0	2
	Sub Total	30	4	34	21	17	38	51	21	72
Real Estate, Renting And Activities	Bangladesh	120	2	122	0	0	0	120	2	122
	Belgium	0	1	1	0	0	0	0	1	1
	Cameroon	0	1	1	0	0	0	0	1	1
	China	2	1	3	0	0	0	2	1	3
	France	3	3	6	0	0	0	3	3	6

Table 37 (Cont'd) - Number of valid work permits and certificates of exemption by industrial group, country of origin & sex, as at end of June 2023

Industrial Group	Country Name	Valid Work Permits			Certificates of Exemption			Grand Total		
		Male	Female	Total	Male	Female	Total	Male	Female	Total
Real Estate, Renting And Activities (Cont'd)	Germany	1	0	1	0	0	0	1	0	1
	Ghana	1	0	1	0	0	0	1	0	1
	India	129	2	131	0	0	0	129	2	131
	Madagascar	20	5	25	0	0	0	20	5	25
	Malaysia	0	1	1	0	0	0	0	1	1
	Nepal	4	0	4	0	0	0	4	0	4
	Pakistan	1	0	1	0	0	0	1	0	1
	South Africa	0	1	1	0	0	0	0	1	1
	Sri Lanka	2	0	2	0	0	0	2	0	2
	Yemen	1	0	1	0	0	0	1	0	1
	Sub Total	284	17	301	0	0	0	284	17	301
Public Administration And Defence; Compulsory Social Security	Australia	1	0	1	0	0	0	1	0	1
	China	0	0	0	2	17	19	2	17	19
	Croates	0	0	0	1	0	1	1	0	1
	Cuba	0	0	0	1	0	1	1	0	1
	El Salvador	0	0	0	1	0	1	1	0	1
	Ethiopia	0	0	0	1	0	1	1	0	1
	France	0	2	2	6	11	17	6	13	19
	India	3	0	3	43	0	43	46	0	46
	Indonesia	0	0	0	7	0	7	7	0	7
	Italy	0	0	0	1	0	1	1	0	1
	Japan	0	0	0	2	1	3	2	1	3
	Korea	0	0	0	3	0	3	3	0	3
	Romania	0	0	0	1	0	1	1	0	1
	Serbia	0	0	0	1	0	1	1	0	1
	South Africa	0	0	0	1	0	1	1	0	1
	Tanzania	0	0	0	4	0	4	4	0	4
	Togo	0	0	0	1	0	1	1	0	1
	United Kingdom	0	0	0	7	0	7	7	0	7
	Sub Total	4	2	6	83	29	112	87	31	118
Education	Australia	0	1	1	1	0	1	1	1	2
	Bangladesh	1	0	1	0	0	0	1	0	1
	Canada	0	0	0	0	1	1	0	1	1
	China	0	3	3	2	6	8	2	9	11
	Czech Republic	0	0	0	1	0	1	1	0	1
	Ethiopia	0	0	0	1	0	1	1	0	1
	France	0	0	0	28	35	63	28	35	63
	Germany	0	0	0	1	0	1	1	0	1
	Iceland	0	1	1	0	0	0	0	1	1
	India	6	3	9	2	2	4	8	5	13
	Nepal	1	1	2	0	0	0	1	1	2
	Nigeria	1	1	1	1	0	1	2	0	2
	South Africa	1	2	3	2	0	2	3	2	5
	United Kingdom	0	0	0	3	0	3	3	0	3
	United States Of America	0	1	1	1	0	1	1	1	2
	Sub Total	10	12	22	43	44	87	53	56	109
Health And Social Work	Bangladesh	1	2	3	0	0	0	1	2	3
	China	0	1	1	0	0	0	0	1	1
	France	0	1	1	0	1	1	0	2	2
	India	132	96	228	2	0	2	134	96	230
	Indonesia	0	1	1	0	0	0	0	1	1
	Madagascar	9	5	14	0	0	0	9	5	14
	Pakistan	1	0	1	0	0	0	1	0	1
	Philippines	2	6	8	0	0	0	2	6	8
	Serbia	0	0	0	1	0	1	1	0	1
	South Africa	0	2	2	0	0	0	0	2	2
	Sri Lanka	2	0	2	0	0	0	2	0	2
	Uganda	0	1	1	0	0	0	0	1	1
	United Kingdom	0	1	1	0	0	0	0	1	1
	United States Of America	1	0	1	0	0	0	1	0	1
	Zimbabwe	0	1	1	0	0	0	0	1	1
	Sub Total	148	117	265	3	1	4	151	118	269
Other Community, Social And Personal Service	Armenia	0	0	0	1	0	1	1	0	1
	Australia	5	1	6	0	1	1	5	2	7
	Bangladesh	101	3	104	1	0	1	102	3	105
	Belgium	1	1	2	0	0	0	1	1	2
	Botswana	0	0	0	1	0	1	1	0	1
	Brazil	3	0	3	0	0	0	3	0	3
	Burkina Faso	2	0	2	0	0	0	2	0	2
	Burundi	1	0	1	1	0	1	2	0	2
	Cameroon	5	0	5	0	0	0	5	0	5

Table 37 (Cont'd) - Number of valid work permits and certificates of exemption by industrial group, country of origin & sex, as at end of June 2023

Industrial Group	Country Name	Valid Work Permits			Certificates of Exemption			Grand Total		
		Male	Female	Total	Male	Female	Total	Male	Female	Total
Other Community, Social And Personal Service (cont'd)	Canada	1	3	4	0	0	0	1	3	4
	Chile	1	0	1	0	0	0	1	0	1
	China	0	0	0	2	0	2	2	0	2
	Congo	3	4	7	0	0	0	3	4	7
	Cuba	1	0	1	0	0	0	1	0	1
	Egypt	2	0	2	0	0	0	2	0	2
	Ethiopia	1	0	1	1	0	1	2	0	2
	France	22	12	34	17	19	36	39	31	70
	Germany	1	2	3	1	0	1	2	2	4
	Ghana	1	0	1	0	0	0	1	0	1
	Guinea	2	0	2	0	0	0	2	0	2
	Honduras	1	0	1	0	0	0	1	0	1
	India	256	13	269	7	1	8	263	14	277
	Indonesia	0	21	21	2	1	3	2	22	24
	Ireland	1	1	2	0	0	0	1	1	2
	Italy	3	2	5	0	0	0	3	2	5
	Ivory Coast	6	0	6	0	0	0	6	0	6
	Jordan	0	0	0	1	0	1	1	0	1
	Kenya	3	0	3	1	1	2	4	1	5
	Korea	1	0	1	0	0	0	1	0	1
	Lithuania	0	1	1	0	0	0	0	1	1
	Madagascar	71	30	101	1	0	1	72	30	102
	Malasia	0	1	1	0	0	0	0	1	1
	Mexico	1	0	1	0	0	0	1	0	1
	Nigeria	6	0	6	0	0	0	6	0	6
	Pakistan	10	0	10	0	0	0	10	0	10
	Philippines	1	1	2	0	0	0	1	1	2
	Poland	3	0	3	0	0	0	3	0	3
	Rwanda	1	0	1	1	0	1	2	0	2
	Serbia	0	0	0	1	0	1	1	0	1
	Seychelles	2	1	3	0	0	0	2	1	3
	Slovakia	0	1	1	0	0	0	0	1	1
	Somalia	0	0	0	1	0	1	1	0	1
	South Africa	11	2	13	0	1	1	11	3	14
	Spain	1	1	2	0	0	0	1	1	2
	Sri Lanka	1	0	1	0	0	0	1	0	1
	Switzerland	2	0	2	0	0	0	2	0	2
	Tanzania	2	0	2	2	0	2	4	0	4
	Uganda	0	3	3	3	1	4	3	4	7
	United Arab Emirates	0	0	0	1	0	1	1	0	1
	United Kingdom	4	4	8	0	0	0	4	4	8
	United States Of America	1	1	2	3	0	3	4	1	5
	Yemen	0	0	0	1	0	1	1	0	1
	Sub Total	541	109	650	50	25	75	591	134	725
Private Households With Employed Persons	Bangladesh	30	7	37	0	0	0	30	7	37
	Cameroon	0	1	1	0	0	0	0	1	1
	Ghana	0	1	1	0	0	0	0	1	1
	India	17	16	33	0	0	0	17	16	33
	Indonesia	0	1	1	0	0	0	0	1	1
	Ivory Coast	0	1	1	0	0	0	0	1	1
	Kenya	1	2	3	0	0	0	1	2	3
	Madagascar	17	15	32	0	0	0	17	15	32
	Nepal	8	3	11	0	0	0	8	3	11
	Philippines	1	6	7	0	0	0	1	6	7
	Sri Lanka	1	2	3	0	0	0	1	2	3
	Zambia	0	1	1	0	0	0	0	1	1
	Zimbabwe	0	2	2	0	0	0	0	2	2
	Sub Total	75	58	133	0	0	0	75	58	133
Extra-Territorial Organisations And Bodies	Belgium	0	0	0	1	0	1	1	0	1
	France	0	0	0	12	12	24	12	12	24
	Ghana	0	0	0	0	1	1	0	1	1
	Indonesia	0	0	0	0	2	2	0	2	2
	Japan	0	0	0	1	2	3	1	2	3
	Seychelles	0	0	0	1	0	1	1	0	1
	South Africa	0	0	0	0	2	2	0	2	2
	Sub Total	0	0	0	15	19	34	15	19	34
Total		26164	4743	30907	5279	137	5416	31443	4880	36323

Table 38 - Number of valid work permits and certificates of exemption by industrial group, occupation & sex, as at end of June 2023

Industrial Group	Occupation	Valid Work Permits			Certificates of Exemption			Grand Total		
		Male	Female	Both sexes	Male	Female	Both sexes	Male	Female	Both sexes
Agriculture, Forestry and Fishing	Agricultural Field Auxiliary	1	0	1	0	0	0	1	0	1
	Agricultural Machinery Mechanics And Fitters, Nec	1	0	1	0	0	0	1	0	1
	Agricultural Trainee	1	0	1	0	0	0	1	0	1
	Aluminium Fabricator	1	0	1	0	0	0	1	0	1
	Animal Care Worker	2	0	2	0	0	0	2	0	2
	Architect, Landscape	14	0	14	0	0	0	14	0	14
	Assistant Mechanic	0	0	0	1	0	1	1	0	1
	Baby Sitter	0	1	1	0	0	0	0	1	1
	Biological Technician	2	0	2	0	0	0	2	0	2
	Budding Operator	2	0	2	0	0	0	2	0	2
	Bull Handler	1	0	1	0	0	0	1	0	1
	Cane Harvesting Equipment Operator	4	0	4	0	0	0	4	0	4
	Captain	0	0	0	6	0	6	6	0	6
	Carer	3	6	9	0	0	0	3	6	9
	Cargo Officer	0	0	0	1	0	1	1	0	1
	Chief Engineer	0	0	0	3	0	3	3	0	3
	Company Secretary	1	0	1	0	0	0	1	0	1
	Consultant, Dietetic, Food Processing	2	0	2	0	0	0	2	0	2
	Cook	0	0	0	2	0	2	2	0	2
	Crew Member	0	0	0	71	0	71	71	0	71
	Cutting Master	0	1	1	0	0	0	0	1	1
	Dairy Farmer	8	0	8	0	0	0	8	0	8
	Deep Sea Fisherman	0	0	0	13	0	13	13	0	13
	Domestic Helpers And Cleaners, Nec	1	0	1	0	0	0	1	0	1
	Driver, Motor Tricycle, Goods	3	0	3	0	0	0	3	0	3
	Electrician	0	0	0	1	0	1	1	0	1
	Engineer, Soil Mechanics	1	0	1	0	0	0	1	0	1
	Factory Manager	2	0	2	0	0	0	2	0	2
	Factory Mechanic Operator, Sugar Processing	40	0	40	0	0	0	40	0	40
	Farm Hands And Labourers, Nec (Unskilled)	47	0	47	0	0	0	47	0	47
	Farming Advisor	11	0	11	0	0	0	11	0	11
	Field Crop Farm Skilled Worker, General	4	0	4	0	0	0	4	0	4
	Field Crop Farm Worker, General (Unskilled)	1	0	1	0	0	0	1	0	1
	Field Crop Farmer, General	37	0	37	0	0	0	37	0	37
	Field Labourers	45	1	46	0	0	0	45	1	46
	Fish Cutter	20	0	20	0	0	0	20	0	20
	Fisherman	8	0	8	0	0	0	8	0	8
	Fishermen	0	0	0	84	0	84	84	0	84
	Fishermen/Frigo Boy	0	0	0	2	0	2	2	0	2
	Frigo Boy	0	0	0	6	0	6	6	0	6
	Frigorist	19	0	19	0	0	0	19	0	19
	Gardener, Hydroponic	4	0	4	0	0	0	4	0	4
	Gardeners, Horticultural And Nursery Skilled Workers, Nec	1	0	1	0	0	0	1	0	1
	General Farmers And Crop Skilled Workers, Nec	1	0	1	0	0	0	1	0	1
	General Manager, Agriculture	8	0	8	0	0	0	8	0	8
	General Manager, Fishing	1	0	1	0	0	0	1	0	1
	Green House And Budding Operator	118	0	118	0	0	0	118	0	118
	Greenhouse Operator	2	0	2	0	0	0	2	0	2
	Greenhouse Worker	3	0	3	0	0	0	3	0	3
	Handicraft Worker, Flowers	1	0	1	0	0	0	1	0	1
	Horticultural Farmer	3	0	3	0	0	0	3	0	3
	Horticultural Technician	6	0	6	0	0	0	6	0	6
	Horticulturist, General	3	0	3	0	0	0	3	0	3
	Housemaid	2	1	3	0	0	0	2	1	3
	Hydrological Technician	5	0	5	0	0	0	5	0	5
	Hydroponics Technician	16	0	16	0	0	0	16	0	16
	Institution-Based Personal And Health Care Workers, Nec	1	1	2	0	0	0	1	1	2
	Laboratory Attendant	1	0	1	0	0	0	1	0	1
	Laboratory Technician, Chemical Laboratory	1	0	1	0	0	0	1	0	1
	Labourer Maintenance, Construction	2	0	2	0	0	0	2	0	2
	Labourer, Foundry	2	0	2	0	0	0	2	0	2
	Livestock Farmer	1	0	1	0	0	0	1	0	1
	Livestock Skilled Worker	4	0	4	0	0	0	4	0	4
	Locomotive Driver	1	0	1	0	0	0	1	0	1
	Long Line Fisherman	0	0	0	4	0	4	4	0	4
	Machine Operator Paint Manufacturing	2	0	2	0	0	0	2	0	2
	Machine Operator, Bakery Products	1	0	1	0	0	0	1	0	1
	Machine Operator, Foodstuffs Dehydrating	1	0	1	0	0	0	1	0	1
	Machine Operator, Meat & Fish Freezing	1	0	1	0	0	0	1	0	1
	Machine Operator, Packing	8	0	8	0	0	0	8	0	8
	Machine Operator, Pipe Installation	1	0	1	0	0	0	1	0	1
	Machine Operator, Sewing	10	0	10	0	0	0	10	0	10
	Maid, Linen	0	1	1	0	0	0	0	1	1
	Maize Farmer	2	0	2	0	0	0	2	0	2
	Manager Project	1	0	1	0	0	0	1	0	1
	Manager, Cold Storage	1	0	1	0	0	0	1	0	1
	Manager, Pest Control	2	0	2	0	0	0	2	0	2

Table 38 (Cont'd) - Number of valid work permits and certificates of exemption by industrial group, occupation & sex, as at end of June 2023

Industrial Group	Occupation	Valid Work Permits			Certificates of Exemption			Grand Total		
		Male	Female	Both sexes	Male	Female	Both sexes	Male	Female	Both sexes
Agriculture, Forestry and Fishing (cont'd)	Managing Supervisor, Small Agricultural Estate/Plantation	1	0	1	0	0	0	1	0	1
	Marine Electrician	0	0	0	1	0	1	1	0	1
	Marine Mechanic	0	0	0	1	0	1	1	0	1
	Marquetry Inlayer	2	0	2	0	0	0	2	0	2
	Mason, General	3	0	3	0	0	0	3	0	3
	Master	0	0	0	3	0	3	3	0	3
	Meat-And Fish- Processing Machine Operators, Nec	1	0	1	0	0	0	1	0	1
	Mechanic	0	0	0	5	0	5	5	0	5
	Mechanic Seaman	0	0	0	1	0	1	1	0	1
	Mixed Crop Farmer	2	0	2	0	0	0	2	0	2
	Mixed Crop Growers And Skilled Workers, Nec	3	0	3	0	0	0	3	0	3
	Nursery Skilled Worker	3	0	3	0	0	0	3	0	3
	Oiler	0	0	0	2	0	2	2	0	2
	Operator, Fertiliser Plant	7	0	7	0	0	0	7	0	7
	Other Agricultural, Earth-Moving, Lifting And Mobile Materials-Handling Equipment Operators, Nec	4	0	4	0	0	0	4	0	4
	Packer, Hand	17	0	17	0	0	0	17	0	17
	Pickler, Fruit And Vegetable	4	0	4	0	0	0	4	0	4
	Plant Operator Fertilizer, Manufacturing	9	0	9	0	0	0	9	0	9
	Poultry Farm Skilled Worker	8	0	8	0	0	0	8	0	8
	Poultry Farm Worker	8	0	8	0	0	0	8	0	8
	Poultry Farm Worker (Unskilled)	62	0	62	0	0	0	62	0	62
	Poultry Farmer	69	0	69	0	0	0	69	0	69
	Poultry Producers And Skilled Workers, Nec	6	0	6	0	0	0	6	0	6
	Production Manager, Agriculture	2	0	2	0	0	0	2	0	2
	Production Manager, Manufacturing	1	0	1	0	0	0	1	0	1
	Seaman	0	0	0	57	0	57	57	0	57
	Skipper	0	0	0	8	0	8	8	0	8
	Specialised Crop Farm Skilled Worker	2	0	2	0	0	0	2	0	2
	Operator, Sterilising, Fruit And Vegetable	1	0	1	0	0	0	1	0	1
	Sugar Cane Farm Skilled Worker	34	0	34	0	0	0	34	0	34
	Sugar Factories Helpers/Labourers	13	0	13	0	0	0	13	0	13
	Sugarcane Farm Worker (Unskilled)	69	0	69	0	0	0	69	0	69
	Supervisor And Foreman, Machine Packing And Labelling	2	0	2	0	0	0	2	0	2
	Supervisor, Green House And Nursery	10	0	10	0	0	0	10	0	10
	Supervisor, Panel Checking	2	0	2	0	0	0	2	0	2
	Supervisors, Agricultural, Forestry, Fishery And Related Unskilled Labourers, Nec	1	0	1	0	0	0	1	0	1
	Sweepers And Related Labourers, Nec	2	0	2	0	0	0	2	0	2
	Tailor, General	1	0	1	0	0	0	1	0	1
	Technical Services Manager	3	0	3	0	0	0	3	0	3
	Technician	0	0	0	2	0	2	2	0	2
	Tent Erector	1	0	1	0	0	0	1	0	1
	Terminal Operator, Sugar Plant	2	0	2	0	0	0	2	0	2
	Trainer - Food Production	1	0	1	0	0	0	1	0	1
	Vegetable Farm Worker, (Unskilled)/Labourer	92	0	92	0	0	0	92	0	92
	Vegetable Farmer	1	0	1	0	0	0	1	0	1
	Vehicle Loader	4	0	4	0	0	0	4	0	4
	Veterinarian, General	0	1	1	0	0	0	0	1	1
	Weft Feeder	2	0	2	0	0	0	2	0	2
	Welders And Flame-Cutters, Nec	1	0	1	0	0	0	1	0	1
	Working Proprietor, Small Agricultural Estate/Plantation	47	0	47	0	0	0	47	0	47
	Sub Total	1002	13	1015	274	0	274	1276	13	1289
Mining and Quarrying	Blockmaker, Concrete Casting	4	0	4	0	0	0	4	0	4
	Machine Operator, Stone Crushing	2	0	2	0	0	0	2	0	2
	Stone Breaker	2	0	2	0	0	0	2	0	2
	Sub Total	8	0	8	0	0	0	8	0	8
Manufacturing	Administrative Supervisor	8	0	8	0	0	0	8	0	8
	Agricultural Scientist	1	0	1	0	0	0	1	0	1
	Air Conditioner Installer	5	0	5	0	0	0	5	0	5
	Aluminium Coater	23	0	23	0	0	0	23	0	23
	Aluminium Fabricator	202	0	202	0	0	0	202	0	202
	Aluminium Light Metal Operator	1	0	1	0	0	0	1	0	1
	Apprentice Assembler Aluminium Products	3	0	3	0	0	0	3	0	3
	Apprentice Bookbinder	1	0	1	0	0	0	1	0	1
	Apprentice Mechanic, Industrial Machinery	1	0	1	0	0	0	1	0	1
	Apprentice Mechanic, Precision Instruments	20	0	20	0	0	0	20	0	20
	Apprentice Varnisher, Wooden Furniture	2	0	2	0	0	0	2	0	2
	Apprentice Wood Carver	2	0	2	0	0	0	2	0	2
	Apprentice, Air Conditioning And Refrigeration	7	0	7	0	0	0	7	0	7
	Apprentice, Coach Builder, Wooden	1	0	1	0	0	0	1	0	1
	Apprentice, Machine Book Binder	3	0	3	0	0	0	3	0	3
	Assembler Aluminium Products	40	0	40	0	0	0	40	0	40

Table 38 (Cont'd) - Number of valid work permits and certificates of exemption by industrial group, occupation & sex, as at end of June 2023

Industrial Group	Occupation	Valid Work Permits			Certificates of Exemption			Grand Total		
		Male	Female	Both sexes	Male	Female	Both sexes	Male	Female	Both sexes
Manufacturing (cont'd)	Assembler Oven (Gas And Electric)	1	0	1	0	0	0	1	0	1
	Assembler, Furniture, Wooden	3	0	3	0	0	0	3	0	3
	Assembler, Metalworking Machine Tools	1	0	1	0	0	0	1	0	1
	Assembler, Printing Machinery	2	0	2	0	0	0	2	0	2
	Assembler, Sheet Metal Furniture	1	0	1	0	0	0	1	0	1
	Assembler, Wooden Products	5	0	5	0	0	0	5	0	5
	Automated Assembly Line And Industrial Robot Operator	4	0	4	0	0	0	4	0	4
	Automatic Knitting Machine Programmer	1	0	1	0	0	0	1	0	1
	Automobile Engineering Technician	4	0	4	0	0	0	4	0	4
	Automobile Mechanic, Diesel	1	0	1	0	0	0	1	0	1
	Automobile Mechanic, Petrol	3	0	3	0	0	0	3	0	3
	Automobile Mechanic, Petrol And Diesel	7	0	7	0	0	0	7	0	7
	Automobile Technician(Gas Conversion Kit)	2	0	2	0	0	0	2	0	2
	Axle Preparer, Roller Shutter	1	0	1	0	0	0	1	0	1
	Baker, General	22	0	22	0	0	0	22	0	22
	Bakers, Pastry Cooks And Confectionery And Snack Makers, Nec	4	0	4	0	0	0	4	0	4
	Bakery Operator	2	1	3	0	0	0	2	1	3
	Barbender	3	0	3	0	0	0	3	0	3
	Bariman	21	0	21	0	0	0	21	0	21
	Bender, Metal Plate	1	0	1	0	0	0	1	0	1
	Bending Machine Operator	1	0	1	0	0	0	1	0	1
	Biscuits Maker, Machine	1	0	1	0	0	0	1	0	1
	Blacksmith, General	9	0	9	0	0	0	9	0	9
	Blinds Maker	7	0	7	0	0	0	7	0	7
	Blockmaker, Concrete Casting	6	0	6	0	0	0	6	0	6
	Boiler Inspector, Factories	1	0	1	0	0	0	1	0	1
	Boiler Plant Operator, Steam	1	0	1	0	0	0	1	0	1
	Boilersmith	1	0	1	0	0	0	1	0	1
	Bookbinder, Hand	1	0	1	0	0	0	1	0	1
	Bookkeeping Machine Operators	4	0	4	0	0	0	4	0	4
	Boot Polisher	1	0	1	0	0	0	1	0	1
	Bread Maker, Machine	15	0	15	0	0	0	15	0	15
	Bricklayers, Stonemasons, Floor Layers And Tile Setters, Nec	4	0	4	0	0	0	4	0	4
	Brush Maker, Hand	42	26	68	0	0	0	42	26	68
	Brushing Machine Operator, Garment	0	1	1	0	0	0	0	1	1
	Buffing And Polishing Machine Operator	12	0	12	0	0	0	12	0	12
	Building Electrician	6	0	6	0	0	0	6	0	6
	Building Insulator, Machine	1	0	1	0	0	0	1	0	1
	Building Painter	2	0	2	0	0	0	2	0	2
	Bulldozer Operator	1	0	1	0	0	0	1	0	1
	Cabinet Maker	427	0	427	0	0	0	427	0	427
	Cabinet Makers And Related Workers, Nec	20	0	20	0	0	0	20	0	20
	Calculating Machine Operators	3	0	3	0	0	0	3	0	3
	Camera Maintenance Technician	6	0	6	0	0	0	6	0	6
	Candle Maker, Machine	5	0	5	0	0	0	5	0	5
	Carer	1	0	1	0	0	0	1	0	1
	Carpenter, General	107	0	107	0	0	0	107	0	107
	Carpenter, Stage And Theatre	1	0	1	0	0	0	1	0	1
	Cashmere Carpet Technician	1	0	1	0	0	0	1	0	1
	Operators, Nec	1	0	1	0	0	0	1	0	1
	Chemical And Physical Science Technicians, Nec	1	0	1	0	0	0	1	0	1
	Chemical Bleacher Operator	1	0	1	0	0	0	1	0	1
	Chemical Engineer, Process	1	0	1	0	0	0	1	0	1
	Chemist, Detergents	3	0	3	0	0	0	3	0	3
	Chemist, Quality Control	2	0	2	0	0	0	2	0	2
	Chemists, Nec	1	0	1	0	0	0	1	0	1
	Chief Executive, Engineering	1	0	1	0	0	0	1	0	1
	Circular Bend Machine Operator, Aluminium Products	2	0	2	0	0	0	2	0	2
	Cleaner	0	4	4	0	0	0	0	4	4
	Coffee/Tea Maker	3	0	3	0	0	0	3	0	3
	Colour Mixer, Paint	1	0	1	0	0	0	1	0	1
	Concrete Paving Machine Operator	1	0	1	0	0	0	1	0	1
	Construction Carpenter	14	0	14	0	0	0	14	0	14
	Construction Joiner	3	0	3	0	0	0	3	0	3
	Constructional Steel Erector	1	0	1	0	0	0	1	0	1
	Consultant, Dietetic, Food Processing	1	0	1	0	0	0	1	0	1
	Cook, Hotel/Restaurant	2	0	2	0	0	0	2	0	2
	Cook, Indian Cuisine	12	4	16	0	0	0	12	4	16
	Cooks, Nec	12	0	12	0	0	0	12	0	12
	Coordinator	4	0	4	0	0	0	4	0	4
	Crane Operator	6	0	6	0	0	0	6	0	6
	Crusher Operator, Chemical And Related Processes	4	0	4	0	0	0	4	0	4
	Curtain Wall Fixer	1	0	1	0	0	0	1	0	1
	Cutter-Shaper, Decorative Glass	1	0	1	0	0	0	1	0	1
	Cutting Machine Operator Plastic Bag	1	0	1	0	0	0	1	0	1
	Cutting Master	2	0	2	0	0	0	2	0	2

Table 38 (Cont'd) - Number of valid work permits and certificates of exemption by industrial group, occupation & sex, as at end of June 2023

Industrial Group	Occupation	Valid Work Permits			Certificates of Exemption			Grand Total		
		Male	Female	Both sexes	Male	Female	Both sexes	Male	Female	Both sexes
Manufacturing (cont'd)	Dairy- Products- Machine Operators, Nec	3	0	3	0	0	0	3	0	3
	Decorator, Interior	1	0	1	0	0	0	1	0	1
	Dental Aid	1	0	1	0	0	0	1	0	1
	Dental Assistant	1	0	1	0	0	0	1	0	1
	Dental Supervisor	1	0	1	0	0	0	1	0	1
	Diamond Cutter	3	0	3	0	0	0	3	0	3
	Die Cutter & Creaser Cylinder Press, Paper Products	3	0	3	0	0	0	3	0	3
	Director / Production Manager	1	0	1	0	0	0	1	0	1
	Director/Chief Executive, Corporate Organisation (Private Sector)	1	1	2	0	0	0	1	1	2
	Director/Marketing Manager	1	1	2	0	0	0	1	1	2
	Directors/Chief Executives, Nec	1	0	1	0	0	0	1	0	1
	Dosa Cook	1	0	1	0	0	0	1	0	1
	Driver, Truck, Heavy	1	0	1	0	0	0	1	0	1
	Driver/Helper	4	0	4	0	0	0	4	0	4
	Dyeing Master	1	0	1	0	0	0	1	0	1
	Edge Banding Machine Setter Operator, Panel	1	0	1	0	0	0	1	0	1
	Electric Arc Welder, Hand	9	0	9	0	0	0	9	0	9
	Electric Power Lineman	1	0	1	0	0	0	1	0	1
	Electrical Engineering Technician	2	0	2	0	0	0	2	0	2
	Electrical Engineering Technician General	5	0	5	0	0	0	5	0	5
	Electrical Engineering Technician, High Voltage	1	0	1	0	0	0	1	0	1
	Electrical Engineers, Nec	1	0	1	0	0	0	1	0	1
	Electrical Fitter, General	1	0	1	0	0	0	1	0	1
	Electrical Mechanics And Fitters, Nec	6	0	6	0	0	0	6	0	6
	Electrical Technician Trainee	10	0	10	0	0	0	10	0	10
	Electrician, General	95	0	95	0	0	0	95	0	95
	Electronic And Traffic Light Computer Operator (Technician)	2	0	2	0	0	0	2	0	2
	Electronics Engineering Technician, General	3	0	3	0	0	0	3	0	3
	Electronics Fitter, General	1	0	1	0	0	0	1	0	1
	Electronics Mechanic	3	0	3	0	0	0	3	0	3
	Embroiderer, Hand	2	0	2	0	0	0	2	0	2
	Engineer, Hydraulics	1	0	1	0	0	0	1	0	1
	Engineer, Production	1	0	1	0	0	0	1	0	1
	Engraver And Etcher, Artistic	1	0	1	0	0	0	1	0	1
	Executive (Head) Cook	1	0	1	0	0	0	1	0	1
	Fabrics Repairer/Mender/Stitcher	3	0	3	0	0	0	3	0	3
	Factory Manager	15	0	15	0	0	0	15	0	15
	Factory Mechanic Operator, Sugar Processing	45	0	45	0	0	0	45	0	45
	Factory Operator	13	0	13	0	0	0	13	0	13
	Fast Food Operators	35	0	35	0	0	0	35	0	35
	Fibre Blender Machine; Machine Operator Textile Fibres Blending	4	0	4	0	0	0	4	0	4
	Fibre Glass Boat Builder	3	0	3	0	0	0	3	0	3
	Fibre Glass Maker	2	0	2	0	0	0	2	0	2
	Fibre Glass Worker	21	0	21	0	0	0	21	0	21
	Fibre Glass Worker, General	7	0	7	0	0	0	7	0	7
	Fibre Glass Workers, Nec	23	0	23	0	0	0	23	0	23
	Fibre Preparer, Textiles	1	0	1	0	0	0	1	0	1
	Fibre Preparers, Nec	1	0	1	0	0	0	1	0	1
	Finishing Operator	8	10	18	0	0	0	8	10	18
	Fireman/Firewoman	1	0	1	0	0	0	1	0	1
	Fish Cleaner	0	5	5	0	0	0	0	5	5
	Fish Cutter	549	904	1453	0	0	0	549	904	1453
	Fish Pond Skilled Worker	6	0	6	0	0	0	6	0	6
	Fishery Attendant	0	13	13	0	0	0	0	13	13
	Fishery, Hunting And Trapping Workers, Nec	0	20	20	0	0	0	0	20	20
	Fitter, Industrial Machinery, General	1	0	1	0	0	0	1	0	1
	Fitter, Machine Tool	1	0	1	0	0	0	1	0	1
	Flame Cutter, Hand	1	0	1	0	0	0	1	0	1
	Flatening Machine Operator, Pvc Frame	6	0	6	0	0	0	6	0	6
	Flexographic Printer	1	0	1	0	0	0	1	0	1
	Floor Manager/General Sales Manager/Responsible Du Magasin	0	1	1	0	0	0	0	1	1
	Folding Machine Operator, Leather Products	1	0	1	0	0	0	1	0	1
	Food And Beverage Technician	3	0	3	0	0	0	3	0	3
	Food And Beverages Manager	1	0	1	0	0	0	1	0	1
	Forging-Press Operator	1	0	1	0	0	0	1	0	1
	Frigorist	16	0	16	0	0	0	16	0	16
	Fuel Injection, Pump Repairer	2	0	2	0	0	0	2	0	2
	Furnaceman, Metal Melting	5	0	5	0	0	0	5	0	5
	Gardener	1	0	1	0	0	0	1	0	1
	Garment Cutter	3	0	3	0	0	0	3	0	3
	Garment Pattern Maker	7	1	8	0	0	0	7	1	8
	Gas And Electric Welder, General	95	0	95	0	0	0	95	0	95
	Gas Pipe Fitter	6	0	6	0	0	0	6	0	6
	Gas Welder	42	0	42	0	0	0	42	0	42
	Gem Setter	6	0	6	0	0	0	6	0	6
	General Worker	1	0	1	0	0	0	1	0	1
	Glass Cutter	17	0	17	0	0	0	17	0	17

Table 38 (Cont'd) - Number of valid work permits and certificates of exemption by industrial group, occupation & sex, as at end of June 2023

Industrial Group	Occupation	Valid Work Permits			Certificates of Exemption			Grand Total		
		Male	Female	Both sexes	Male	Female	Both sexes	Male	Female	Both sexes
Manufacturing (cont'd)	Glass Worker, General	7	0	7	0	0	0	7	0	7
	Glue Bonding Machine Setter Operator, Panel	1	0	1	0	0	0	1	0	1
	Goldsmith And Silversmith	9	0	9	0	0	0	9	0	9
	Grader Operator, Cement	3	0	3	0	0	0	3	0	3
	Granite Cutter And Polisher	8	0	8	0	0	0	8	0	8
	Graphic Artist	10	1	11	0	0	0	10	1	11
	Green House And Budding Operator	6	0	6	0	0	0	6	0	6
	Hammersmith	5	0	5	0	0	0	5	0	5
	Hand End Blade Machine Operator (Rolling Shutters)	1	0	1	0	0	0	1	0	1
	Makers, Nec	3	0	3	0	0	0	3	0	3
	Handicraft Repairer, Textile	2	0	2	0	0	0	2	0	2
	Handicraft Worker, Rafia, Grass And Vacoa	2	0	2	0	0	0	2	0	2
	Handicraft Worker, Textile Weaving	2	0	2	0	0	0	2	0	2
	Handicraft Workers, Wood	2	0	2	0	0	0	2	0	2
	Head Cook	2	0	2	0	0	0	2	0	2
	Heating, Ventilation And Refrigeration Engineering Technician	4	0	4	0	0	0	4	0	4
	Helper, Store	19	0	19	0	0	0	19	0	19
	Hot Roller, Steel	1	0	1	0	0	0	1	0	1
	Housemaid	1	0	1	0	0	0	1	0	1
	Human Resources Manager	0	1	1	0	0	0	0	1	1
	Hydraulic Guillotine Shear Operator	1	0	1	0	0	0	1	0	1
	Hydraulic Press Brake Operator	2	0	2	0	0	0	2	0	2
	Indian Sweet Maker	2	0	2	0	0	0	2	0	2
	Industrial And Commercial Products Designer	0	1	1	0	0	0	0	1	1
	Industrial-Machinery Mechanics And Fitters, Nec	6	0	6	0	0	0	6	0	6
	Injection Moulding Machine Operator	57	0	57	0	0	0	57	0	57
	Inspecting And Testing Officer, Leather, Textile And Related Products Assembling	2	0	2	0	0	0	2	0	2
	Inspector And Tester, Mechanical Parts	1	0	1	0	0	0	1	0	1
	Instructor, Indian Pastry Cook	4	0	4	0	0	0	4	0	4
	Insulator, Acoustical	2	0	2	0	0	0	2	0	2
	Jeweller	1	0	1	0	0	0	1	0	1
	Jeweller, General	66	0	66	0	0	0	66	0	66
	Jewellery And Precious Metal Workers, Nec	1	0	1	0	0	0	1	0	1
	Jewellery Polisher	18	0	18	0	0	0	18	0	18
	Jewellery Technician	4	0	4	0	0	0	4	0	4
	Kitchen Controller	4	0	4	0	0	0	4	0	4
	Knitter, Garments, Hand	41	0	41	0	0	0	41	0	41
	Knitting Machine Operator, Automatic, Circular	8	0	8	0	0	0	8	0	8
	Knitting Machine Operator, Garment	79	0	79	0	0	0	79	0	79
	Knitting Technician	3	0	3	0	0	0	3	0	3
	Laboratory Assistant	1	0	1	0	0	0	1	0	1
	Laboratory Technician, Chemical Laboratory	7	0	7	0	0	0	7	0	7
	Lacquerers And Spray Painters, Nec	3	0	3	0	0	0	3	0	3
	Laundry Pressing Machine Operator	9	0	9	0	0	0	9	0	9
	Layer-On, Printing Press	1	0	1	0	0	0	1	0	1
	Leather Garment Cutter	3	0	3	0	0	0	3	0	3
	Leather Garment Sewer, Hand	1	0	1	0	0	0	1	0	1
	Leather Goods Maker, General	1	0	1	0	0	0	1	0	1
	Leather Preparer	1	0	1	0	0	0	1	0	1
	Leather Sewer, Hand	3	0	3	0	0	0	3	0	3
	Loom Fixer	2	0	2	0	0	0	2	0	2
	Looper (Knitting)	1	0	1	0	0	0	1	0	1
	Looping Machine Operator	4	0	4	0	0	0	4	0	4
	Machine Helper	3	0	3	0	0	0	3	0	3
	Machine Machine Operator, Combing, Textile Fibres	6	0	6	0	0	0	6	0	6
	Machine Operator	1	1	2	0	0	0	1	1	2
	Machine Operator Ointment Manufacturing	1	0	1	0	0	0	1	0	1
	Machine Operator Paint Manufacturing	6	0	6	0	0	0	6	0	6
	Machine Operator Spraying Detergents Manufacturing	2	0	2	0	0	0	2	0	2
	Machine Operator Toilet Soap Manufacturing	30	0	30	0	0	0	30	0	30
	Machine Operator, Bakery Products	544	0	544	0	0	0	544	0	544
	Machine Operator, Beam Warping, Textile Weaving	12	0	12	0	0	0	12	0	12
	Machine Operator, Blending, Wine And Spirits	1	0	1	0	0	0	1	0	1
	Machine Operator, Book Binding	3	0	3	0	0	0	3	0	3
	Machine Operator, Cable Installation	5	0	5	0	0	0	5	0	5
	Machine Operator, Cloth Production	1	1	2	0	0	0	1	1	2
	Machine Operator, Colour Film Developing	462	279	741	0	0	0	462	279	741
	Machine Operator, Drying, Laundry	42	0	42	0	0	0	42	0	42
	Machine Operator, Electrical Line Installation	1	0	1	0	0	0	1	0	1
	Machine Operator, Embroidery	13	1	14	0	0	0	13	1	14
	Machine Operator, Fabric Dyeing	18	0	18	0	0	0	18	0	18
	Machine Operator, Film Developing	3	0	3	0	0	0	3	0	3
	Machine Operator, Fish Canning	1	0	1	0	0	0	1	0	1
	Machine Operator, Fish Processing	22	24	46	0	0	0	22	24	46
	Machine Operator, Fish Sterilising	1	0	1	0	0	0	1	0	1
	Machine Operator, Foodstuffs Dehydrating	39	8	47	0	0	0	39	8	47
	Machine Operator, Footwear Production	2	0	2	0	0	0	2	0	2
	Machine Operator, Furniture Production	21	0	21	0	0	0	21	0	21

Table 38 (Cont'd)- Number of valid work permits and certificates of exemption by industrial group, occupation & sex, as at end of June 2023

Industrial Group	Occupation	Valid Work Permits			Certificates of Exemption			Grand Total		
		Male	Female	Both sexes	Male	Female	Both sexes	Male	Female	Both sexes
Manufacturing (cont'd)	Machine Operator, Garment Dyeing	6	0	6	0	0	0	6	0	6
	Machine Operator, General, Sugar Production	13	0	13	0	0	0	13	0	13
	Machine Operator, Jewellery Production	2	0	2	0	0	0	2	0	2
	Machine Operator, Labelling	1	0	1	0	0	0	1	0	1
	Machine Operator, Lace Weaving	4	0	4	0	0	0	4	0	4
	Machine Operator, Lapping, Textile Fibres	0	1	1	0	0	0	0	1	1
	Machine Operator, Leather Cutting	3	0	3	0	0	0	3	0	3
	Machine Operator, Leather Preparing	14	2	16	0	0	0	14	2	16
	Machine Operator, Match Production	5	0	5	0	0	0	5	0	5
	Machine Operator, Meat And Fish Preserving	4	0	4	0	0	0	4	0	4
	Machine Operator, Meat Processing	10	0	10	0	0	0	10	0	10
	Machine Operator, Metal Welding	17	0	17	0	0	0	17	0	17
	Machine Operator, Mosaic Press Machine	4	0	4	0	0	0	4	0	4
	Machine Operator, Moulding, Metal	10	0	10	0	0	0	10	0	10
	Machine Operator, Noodle Production	17	6	23	0	0	0	17	6	23
	Machine Operator, Optical Frame Making	1	0	1	0	0	0	1	0	1
	Machine Operator, Packing	84	1	85	0	0	0	84	1	85
	Machine Operator, Paper Bag And Envelope Production	2	0	2	0	0	0	2	0	2
	Machine Operator, Paper Box Folding	1	0	1	0	0	0	1	0	1
	Machine Operator, Paper Products	7	0	7	0	0	0	7	0	7
	Machine Operator, Pasta Production	3	1	4	0	0	0	3	1	4
	Machine Operator, Photographic Products	2	0	2	0	0	0	2	0	2
	Machine Operator, Pipe Installation	2	0	2	0	0	0	2	0	2
	Machine Operator, Plastic Products Fabrication	33	1	34	0	0	0	33	1	34
	Machine Operator, Plastics Laminating	3	0	3	0	0	0	3	0	3
	Machine Operator, Printing General	22	0	22	0	0	0	22	0	22
	Machine Operator, Printing, Photography	8	0	8	0	0	0	8	0	8
	Machine Operator, Processing, Fruit, Vegetable And Nut	1	0	1	0	0	0	1	0	1
	Machine Operator, Sewing	9114	2729	11843	0	0	0	9114	2729	11843
	Machine Operator, Sewing Leather	55	3	58	0	0	0	55	3	58
	Machine Operator, Sewing, Footwear	2	0	2	0	0	0	2	0	2
	Machine Operator, Spice Milling	10	0	10	0	0	0	10	0	10
	Machine Operator, Spinning, Synthetic Fibre	5	0	5	0	0	0	5	0	5
	Machine Operator, Spinning, Thread And Yarn	277	1	278	0	0	0	277	1	278
	Machine Operator, Splicing, Cable And Rope	2	0	2	0	0	0	2	0	2
	Machine Operator, Stone Crushing	29	9	38	0	0	0	29	9	38
	Machine Operator, Stone Cutting	8	0	8	0	0	0	8	0	8
	Machine Operator, Stone Drilling	1	8	9	0	0	0	1	8	9
	Machine Operator, Tea Coffee Processing	4	0	4	0	0	0	4	0	4
	Machine Operator, Textile Bleaching	23	0	23	0	0	0	23	0	23
	Machine Operator, Textile Cutting	5	2	7	0	0	0	5	2	7
	Machine Operator, Textile Pattern Making	6	1	7	0	0	0	6	1	7
	Machine Operator, Textile Printing	79	17	96	0	0	0	79	17	96
	Machine Operator, Textile Washing	1	0	1	0	0	0	1	0	1
	Machine Operator, Textile Water-Proofing	2	0	2	0	0	0	2	0	2
	Machine Operator, Textiles	79	5	84	0	0	0	79	5	84
	Machine Operator, Vacuum Drying (Leather)	3	0	3	0	0	0	3	0	3
	Operator, Vegetable Freezing	2	0	2	0	0	0	2	0	2
	Machine Operator, Washing, Textile Fibres	9	0	9	0	0	0	9	0	9
	Machine Operator, Winding, Thread And Yarn	2	0	2	0	0	0	2	0	2
	Machine Operator, Wood Products	6	1	7	0	0	0	6	1	7
	Machine Operator, Yarn-Dyeing	1	0	1	0	0	0	1	0	1
	Machinery-Fitter, General	11	0	11	0	0	0	11	0	11
	Machine-Tool Operator General	3	0	3	0	0	0	3	0	3
	Machine-Tool Setters And Setter-Operators, Nec	2	0	2	0	0	0	2	0	2
	Machinist	7	0	7	0	0	0	7	0	7
	Magnet Man	2	0	2	0	0	0	2	0	2
	Maintenance Electrician	1	0	1	0	0	0	1	0	1
	Maintenance Manager	1	0	1	0	0	0	1	0	1
	Maintenance Worker, Industrial Machinery	1	0	1	0	0	0	1	0	1
	Manager, Pest Control	2	0	2	0	0	0	2	0	2
	Managing Director, Hotel	1	0	1	0	0	0	1	0	1
	Managing Supervisor, Catering Service, Canteen And Self Service	5	0	5	0	0	0	5	0	5
	Managing Supervisor, Retail Trade	1	0	1	0	0	0	1	0	1
	Managing Supervisor, Small Manufacturing Company	3	0	3	0	0	0	3	0	3
	Managing Supervisors In Manufacturing, N.E.C.	7	0	7	0	0	0	7	0	7
	Managing Supervisors In Wholesale And Retail Trade, Nec	2	0	2	0	0	0	2	0	2
	Mason, General	15	0	15	0	0	0	15	0	15
	Mason, Monument	2	0	2	0	0	0	2	0	2
	Materials Testing Technician, Civil	4	0	4	0	0	0	4	0	4
	Meat Cutter	12	0	12	0	0	0	12	0	12
	Meat-And Fish- Processing Machine Operators, Nec	5	0	5	0	0	0	5	0	5
	Mechanic Tractor	1	0	1	0	0	0	1	0	1
	Mechanic, Heavy Vehicle	5	0	5	0	0	0	5	0	5
	Mechanic, Weaving Machine	22	0	22	0	0	0	22	0	22
	Mechanical Engineer, General	2	0	2	0	0	0	2	0	2

Table 38 (Cont'd)- Number of valid work permits and certificates of exemption by industrial group, occupation & sex, as at end of June 2023

Industrial Group	Occupation	Valid Work Permits			Certificates of Exemption			Grand Total		
		Male	Female	Both sexes	Male	Female	Both sexes	Male	Female	Both sexes
Manufacturing	Mechanical Engineer, Heating, Ventilation, And Refrigeration	1	0	1	0	0	0	1	0	1
(cont'd)	Mechanical Engineer, Motors And Engines (Except Marine)	2	0	2	0	0	0	2	0	2
	Mechanical Engineering Technician, General	5	0	5	0	0	0	5	0	5
	Mechanical Engineering Technician; Industrial Machines And Tools	2	0	2	0	0	0	2	0	2
	Mechanical Engineering Technicians, Nec	5	0	5	0	0	0	5	0	5
	Mechanical Engineers, Nec	1	0	1	0	0	0	1	0	1
	Mechanical Machinery Assemblers, Nec	3	0	3	0	0	0	3	0	3
	Mechanical Technician, Trainee	3	0	3	0	0	0	3	0	3
	Medical Doctor Anaesthesia	0	1	1	0	0	0	0	1	1
	Merchandise, Clerk	2	3	5	0	0	0	2	3	5
	Metal Drawers And Extruders, Nec	2	0	2	0	0	0	2	0	2
	Metal Furnace Operator	5	0	5	0	0	0	5	0	5
	Metal Heat Treating Plant Operator	4	0	4	0	0	0	4	0	4
	Metal Moulders And Coremakers, Nec	2	0	2	0	0	0	2	0	2
	Metal Pattern Maker, Foundry	1	0	1	0	0	0	1	0	1
	Metal Polisher, Hand	3	0	3	0	0	0	3	0	3
	Metal Printing Plate, Roller And Die Engraver, Hand	1	0	1	0	0	0	1	0	1
	Metal Scrap Processor	6	0	6	0	0	0	6	0	6
	Metal Wheel Grinders, Polishers And Tool Sharpeners, Nec	3	0	3	0	0	0	3	0	3
	Metal Working Machine Setter Operator, General	53	13	66	0	0	0	53	13	66
	Metal Working Machine Setter, General	6	0	6	0	0	0	6	0	6
	Metal,-Plastic,-And Rubber-Products, Assemblers Nec	1	0	1	0	0	0	1	0	1
	Metalworking Machine-Tool Mechanic	3	0	3	0	0	0	3	0	3
	Milling-Machine Operator	3	0	3	0	0	0	3	0	3
	Milling-Machine, Setter-Operator	2	0	2	0	0	0	2	0	2
	Mixer, Bread, Dough	2	0	2	0	0	0	2	0	2
	Motor Vehicle Mechanics And Repairers, Nec	8	0	8	0	0	0	8	0	8
	Motor-Cycle Mechanic, Petrol And Diesel	1	0	1	0	0	0	1	0	1
	Moulder, Metal Casting, General	8	0	8	0	0	0	8	0	8
	Nurse Educator, Associate Professional	1	0	1	0	0	0	1	0	1
	Nursing Officer	1	0	1	0	0	0	1	0	1
	Nursing Superintendent	0	3	3	0	0	0	0	3	3
	Offset Press Operator, Single Unit	10	0	10	0	0	0	10	0	10
	Operations Manager	1	0	1	0	0	0	1	0	1
	Operator, Cooling Plant	2	0	2	0	0	0	2	0	2
	Operator, Dubbing Equipment	1	0	1	0	0	0	1	0	1
	Operator, Malt Cooking Equipment	1	0	1	0	0	0	1	0	1
	Operator, Outside Broadcasting Equipment	2	0	2	0	0	0	2	0	2
	Operator, Wire Making Plant	7	0	7	0	0	0	7	0	7
	Optical Instrument Maker And Repairer	2	0	2	0	0	0	2	0	2
	Optometrist	1	0	1	0	0	0	1	0	1
	Other Cabinet Makers, Wood Treaters And Related Workers Nec	2	0	2	0	0	0	2	0	2
	Other Chemical Processing Plant Operators, Nec	4	0	4	0	0	0	4	0	4
	Other Chemical Products Machine Operators, Nec	4	0	4	0	0	0	4	0	4
	Other Electrical And Electronic Equipment Fitters, Installers And Repairers	2	0	2	0	0	0	2	0	2
	Other Food And Related Products Processing Trades Workers, Nec	7	0	7	0	0	0	7	0	7
	Other Machinery Mechanics And Fitters, Nec	13	0	13	0	0	0	13	0	13
	Other Manufacturing Labourers, Nec	4	0	4	0	0	0	4	0	4
	Other Physical Science And Engineering Technicians, Nec	2	0	2	0	0	0	2	0	2
	Other Precision Worker In Metal, Diamond, Rubber Plastics, Paper And Other Related Materials Working, Nec	6	0	6	0	0	0	6	0	6
	Packer, Hand	1	0	1	0	0	0	1	0	1
	Painter, Artist	3	0	3	0	0	0	3	0	3
	Painter, Vehicle	7	0	7	0	0	0	7	0	7
	Pastry Maker	91	4	95	0	0	0	91	4	95
	Pattern Maker	1	0	1	0	0	0	1	0	1
	Physicist Mechanics	1	0	1	0	0	0	1	0	1
	Pipe Fitter, General	33	0	33	0	0	0	33	0	33
	Plant Maintenance Mechanic	2	0	2	0	0	0	2	0	2
	Plasterer, General	1	1	2	0	0	0	1	1	2
	Plastic Extruding Machine Operator	4	0	4	0	0	0	4	0	4
	Plastic Injection Moulding Machine Operator	66	0	66	0	0	0	66	0	66
	Plastics-Products Machine Operators, Nec	9	0	9	0	0	0	9	0	9
	Plumber, General	51	0	51	0	0	0	51	0	51
	Plumbers And Pipe Fitters, Nec	1	0	1	0	0	0	1	0	1
	Polisher, Glass Lens	4	0	4	0	0	0	4	0	4
	Polishing Machine Operator	1	0	1	0	0	0	1	0	1
	Porter, Luggage	1	0	1	0	0	0	1	0	1
	Poultry Farm Worker (Unskilled)	3	0	3	0	0	0	3	0	3
	Poultry Farmer	23	0	23	0	0	0	23	0	23
	Precision Grinding-Machine Setter-Operator	14	0	14	0	0	0	14	0	14

Table 38 (Cont'd)- Number of valid work permits and certificates of exemption by industrial group, occupation & sex, as at end of June 2023

Industrial Group	Occupation	Valid Work Permits			Certificates of Exemption			Grand Total		
		Male	Female	Both sexes	Male	Female	Both sexes	Male	Female	Both sexes
Manufacturing (cont'd)	Precision Instrument Maker And Repairer	2	0	2	0	0	0	2	0	2
	Precision Instrument Makers And Repairers, Nec	3	0	3	0	0	0	3	0	3
	Precision-Grinding-Machine Operator	6	0	6	0	0	0	6	0	6
	Press Operator, Offset Lithographic Printing	8	0	8	0	0	0	8	0	8
	Pressing Machine Operator	19	0	19	0	0	0	19	0	19
	Printer, General	3	0	3	0	0	0	3	0	3
	Printing Machine Operators, Nec	9	0	9	0	0	0	9	0	9
	Production And Operations Department Managers In Manufacturing	1	0	1	0	0	0	1	0	1
	Production Clerks, Nec	1	0	1	0	0	0	1	0	1
	Production Engineering Technician	1	0	1	0	0	0	1	0	1
	Production Engineering, Trainee Technician	3	0	3	0	0	0	3	0	3
	Production Manager	1	0	1	0	0	0	1	0	1
	Production Manager Cum General Manager	2	0	2	0	0	0	2	0	2
	Production Manager, Manufacturing	15	0	15	0	0	0	15	0	15
	Production Supervisor, Iron Sheet, Profiling And Corrugating	1	0	1	0	0	0	1	0	1
	Production Technician, Concrete Plant	4	0	4	0	0	0	4	0	4
	Productions And Operations Managers And Senior Administrators, Nec	2	0	2	0	0	0	2	0	2
	Profiling Machine Operator	1	0	1	0	0	0	1	0	1
	Project Coordinator	0	1	1	0	0	0	0	1	1
	Punching Machine Operator, Aluminium Products	2	0	2	0	0	0	2	0	2
	Quality Assurance Manager	9	0	9	0	0	0	9	0	9
	Quality Assurance Officer	8	0	8	0	0	0	8	0	8
	Quality Control Officer	1	0	1	0	0	0	1	0	1
	Quality Controller, Textiles	5	3	8	0	0	0	5	3	8
	Quality Inspector	4	0	4	0	0	0	4	0	4
	Quality Inspector, Fabrics	2	0	2	0	0	0	2	0	2
	Quality Inspector, Products	1	0	1	0	0	0	1	0	1
	Radiator Repairer	1	0	1	0	0	0	1	0	1
	Recycling Machine Operator, Plastic	13	0	13	0	0	0	13	0	13
	Rigger Construction	1	0	1	0	0	0	1	0	1
	Rigger, General	42	0	42	0	0	0	42	0	42
	Riggers And Cable Splicers, Nec	1	0	1	0	0	0	1	0	1
	Roller Shutter Fixer	1	0	1	0	0	0	1	0	1
	Roof Tiles Plant Operator	29	0	29	0	0	0	29	0	29
	Sales And Marketing Manager;	1	1	2	0	0	0	1	1	2
	Sculptor	6	0	6	0	0	0	6	0	6
	Setter, Printing Machine	2	0	2	0	0	0	2	0	2
	Sewer, Footwear	3	0	3	0	0	0	3	0	3
	Sewer, Mattress	9	0	9	0	0	0	9	0	9
	Sewing And Embroidery Machine Operators, Nec	11	1	12	0	0	0	11	1	12
	Sewing Machine Mechanic	1	0	1	0	0	0	1	0	1
	Sewing Machine Operator	2	1	3	0	0	0	2	1	3
	Sewing Technician	3	0	3	0	0	0	3	0	3
	Sheet-Metal Marker	2	0	2	0	0	0	2	0	2
	Sheet-Metal Worker, Furniture	2	0	2	0	0	0	2	0	2
	Sheet-Metal Worker, General	4	0	4	0	0	0	4	0	4
	Sheet-Metal Workers, Nec	6	0	6	0	0	0	6	0	6
	Shoe Making And Related Machine Operators, Nec	5	0	5	0	0	0	5	0	5
	Shoe Sewer/Machine	4	0	4	0	0	0	4	0	4
	Shoe-Maker, General	2	0	2	0	0	0	2	0	2
	Sign-Writer	3	0	3	0	0	0	3	0	3
	Site Supervisor	5	0	5	0	0	0	5	0	5
	Site Technician	35	0	35	0	0	0	35	0	35
	Slaughterer	5	0	5	0	0	0	5	0	5
	Slitting Plant Operator, Iron Sheet	1	0	1	0	0	0	1	0	1
	Snack Maker	2	0	2	0	0	0	2	0	2
	Soap Maker, Machine	4	0	4	0	0	0	4	0	4
	Software Developer	1	0	1	0	0	0	1	0	1
	Sorter Textile/Garment Waste	13	0	13	0	0	0	13	0	13
	Sorter, Scrap Metal	2	0	2	0	0	0	2	0	2
	Specialist, Sales Promotion Methods	0	1	1	0	0	0	0	1	1
	Spinner, Metal	34	0	34	0	0	0	34	0	34
	Spinner, Thread And Yarn	205	3	208	0	0	0	205	3	208
	Spinning Machine Operator	9	0	9	0	0	0	9	0	9
	Spinning Operator	1	0	1	0	0	0	1	0	1
	Spinning Technician	3	0	3	0	0	0	3	0	3
	Spot Welder, Machine	3	0	3	0	0	0	3	0	3
	Spraying Machine Operator	1	0	1	0	0	0	1	0	1
	Steel Fixer	17	0	17	0	0	0	17	0	17
	Still And Reactor Operators, Chemical Processes (Except Petroleum), Nec	1	0	1	0	0	0	1	0	1
	Stone Cutter And Finisher	1	0	1	0	0	0	1	0	1
	Stone Setter	1	0	1	0	0	0	1	0	1
	Stonemason, Construction	1	0	1	0	0	0	1	0	1
	Stoneworker	3	0	3	0	0	0	3	0	3
	Storekeeper	1	0	1	0	0	0	1	0	1
	Structural-Steel Worker, Workshop	14	0	14	0	0	0	14	0	14
	Supervisor And Foreman , Welding And Flame Cutting	1	0	1	0	0	0	1	0	1
	Supervisor And Foreman, Aluminium Product Making	4	0	4	0	0	0	4	0	4

Table 38 (Cont'd)- Number of valid work permits and certificates of exemption by industrial group, occupation & sex, as at end of June 2023

Industrial Group	Occupation	Valid Work Permits			Certificates of Exemption			Grand Total		
		Male	Female	Both sexes	Male	Female	Both sexes	Male	Female	Both sexes
Manufacturing (cont'd)	Supervisor And Foreman, Automobile Repair, Fitting And Servicing	2	0	2	0	0	0	2	0	2
	Supervisor And Foreman, Blasting And Shotfiring	1	0	1	0	0	0	1	0	1
	Supervisor And Foreman, Building Construction	1	0	1	0	0	0	1	0	1
	Supervisor And Foreman, Diamond Cutting And Polishing And Jewellery And Precious Metal Working	9	0	9	0	0	0	9	0	9
	Supervisor And Foreman, Garment Manufacturing	15	0	15	0	0	0	15	0	15
	Supervisor And Foreman, Hand Embroidery	1	0	1	0	0	0	1	0	1
	Supervisor And Foreman, Machine-Tool Setting-Operations	1	0	1	0	0	0	1	0	1
	Supervisor And Foreman, Metal Moulding And Coremaking	1	0	1	0	0	0	1	0	1
	Supervisor And Foreman, Road Construction	11	0	11	0	0	0	11	0	11
	Supervisor And Foreman, Sheet Metal Working	2	0	2	0	0	0	2	0	2
	Supervisor And Foreman, Textile Manufacturing	9	1	10	0	0	0	9	1	10
	Supervisor And General Foreman, Sewing And Embroidering Machine Operations	3	0	3	0	0	0	3	0	3
	Supervisor And General Foreman, Spinning And Winding Machine Operations	1	0	1	0	0	0	1	0	1
	Supervisor And General Foreman, Textile Products Treating Machine Operations	2	0	2	0	0	0	2	0	2
	Supervisor And General Foreman, Weaving And Knitting Machine Operations	1	0	1	0	0	0	1	0	1
	Supervisor Building Cleaning	1	1	2	0	0	0	1	1	2
	Supervisor Of Back Office	1	0	1	0	0	0	1	0	1
	Supervisor Plumbing, Pipe Fitting	4	0	4	0	0	0	4	0	4
	Supervisor, Flooring	1	0	1	0	0	0	1	0	1
	Supervisor, Garment Cutting	2	0	2	0	0	0	2	0	2
	Supervisor, Garment Finishing	1	1	2	0	0	0	1	1	2
	Supervisor, Garment Manufacturing	1	0	1	0	0	0	1	0	1
	Supervisor, Machine Operations, Panels	6	1	7	0	0	0	6	1	7
	Supervisor, Panel Checking	5	0	5	0	0	0	5	0	5
	Supervisor, Telecommunication Service	1	0	1	0	0	0	1	0	1
	Supervisors And General Foremen, Food Processing Machine Operations, Nec	3	0	3	0	0	0	3	0	3
	Supervisors And General Foremen, Textile Products Machine Operations, Nec	1	0	1	0	0	0	1	0	1
	Surveyor'S Technician	2	0	2	0	0	0	2	0	2
	Tailor, General	4	0	4	0	0	0	4	0	4
	Tea And Coffee Grader	0	1	1	0	0	0	0	1	1
	Tea And Coffee Taster	0	2	2	0	0	0	0	2	2
	Tea Farmer	5	0	5	0	0	0	5	0	5
	Tea Plantation Worker, (Unskilled)/Labourer	2	0	2	0	0	0	2	0	2
	Team Leader	7	0	7	0	0	0	7	0	7
	Technical Assistant	1	0	1	0	0	0	1	0	1
	Technical Manager	1	0	1	0	0	0	1	0	1
	Technical Services Manager	1	0	1	0	0	0	1	0	1
	Technician, Chemical Processes	1	0	1	0	0	0	1	0	1
	Technician, Engineering, Diesel Motors And Engines	1	0	1	0	0	0	1	0	1
	Technician, Engineering, Quantity Surveying	2	0	2	0	0	0	2	0	2
	Technician, Telephones	1	0	1	0	0	0	1	0	1
	Technologist, Ceramics	1	0	1	0	0	0	1	0	1
	Technologist, Chemical	1	0	1	0	0	0	1	0	1
	Technologist, Paper	1	0	1	0	0	0	1	0	1
	Technologist, Textile	2	0	2	0	0	0	2	0	2
	Technologist, Wood	1	0	1	0	0	0	1	0	1
	Tent Decorator	1	0	1	0	0	0	1	0	1
	Terminal Operator, Mechanical	5	0	5	0	0	0	5	0	5
	Textile Technician	16	1	17	0	0	0	16	1	17
	Textile, Leather And Related Pattern-Makers And Cutters, Nec	4	0	4	0	0	0	4	0	4
	Tile Setter	1	0	1	0	0	0	1	0	1
	Toiletry Products Machine Operator	9	0	9	0	0	0	9	0	9
	Trainee Designer	1	0	1	0	0	0	1	0	1
	Trainee Technician (Crane) Portique	1	0	1	0	0	0	1	0	1
	Trainer, Automobile Mechanic	2	0	2	0	0	0	2	0	2
	Translator	1	0	1	0	0	0	1	0	1
	Trimmer	1	0	1	0	0	0	1	0	1
	Turner, Lathe Setter-Operator	1	0	1	0	0	0	1	0	1
	Turner/Fitter	23	0	23	0	0	0	23	0	23
	Twisting Machine Operator	1	0	1	0	0	0	1	0	1
	Type Casting Machine Operator	1	0	1	0	0	0	1	0	1
	Tyre Rebuilder, Machine	1	0	1	0	0	0	1	0	1
	Tyerman	2	0	2	0	0	0	2	0	2
	Unskilled Worker, Electrical Manufacturing And Assembling	1	0	1	0	0	0	1	0	1
	Unskilled Worker, Manufacturing And Machinery Assembling	2	0	2	0	0	0	2	0	2
	Upholsterer, Furniture	21	0	21	0	0	0	21	0	21
	Upholsterer, General	55	0	55	0	0	0	55	0	55
	Upholsterers And Related Workers, Nec	2	0	2	0	0	0	2	0	2

Table 38 (Cont'd)- Number of valid work permits and certificates of exemption by industrial group, occupation & sex, as at end of June 2023

Industrial Group	Occupation	Valid Work Permits			Certificates of Exemption			Grand Total		
		Male	Female	Both sexes	Male	Female	Both sexes	Male	Female	Both sexes
Manufacturing (cont'd)	Varnisher, Manufactured Articles	5	0	5	0	0	0	5	0	5
	Varnisher/Lacquering Furniture	2	0	2	0	0	0	2	0	2
	Varnishing Machine Operator	2	0	2	0	0	0	2	0	2
	Veneer Applier	1	0	1	0	0	0	1	0	1
	"Volontaire International En Entreprise (Vie)"	0	0	0	4	0	4	0	0	4
	Wax Model Maker	1	0	1	0	0	0	1	0	1
	Weaving And Knitting Machine Operators, Nec	75	0	75	0	0	0	75	0	75
	Website Designer	1	0	1	0	0	0	1	0	1
	Welder, Mig	168	0	168	0	0	0	168	0	168
	Welder, Resistance	5	0	5	0	0	0	5	0	5
	Welders And Flame-Cutters, Nec	39	0	39	0	0	0	39	0	39
	Wheel Balancer And Aligner	5	0	5	0	0	0	5	0	5
	Wire Fence Making Machine Operator	4	1	5	0	0	0	4	1	5
	Wire-Coating Machine Operator	2	0	2	0	0	0	2	0	2
	Wood And Related Products Assemblers, Nec	2	0	2	0	0	0	2	0	2
	Wood Carver;Hand	19	0	19	0	0	0	19	0	19
	Wood Products Machine Operators, Nec	2	0	2	0	0	0	2	0	2
	Wood Treaters, Nec	1	0	1	0	0	0	1	0	1
	Wood, Rubber Or Linoleum Block Engraver, Hand	2	0	2	0	0	0	2	0	2
	Wood-Polishing-Machine Setter Operator	3	0	3	0	0	0	3	0	3
	Wood-Processing Plant Operators, Nec	1	0	1	0	0	0	1	0	1
	Woodworking Machine Setter-Operator	1	0	1	0	0	0	1	0	1
	Wood-Working-Machine Operator, General	7	0	7	0	0	0	7	0	7
	Working Proprietor, Metal Works & Fabrication	6	0	6	0	0	0	6	0	6
	Workshop Supervisor	1	0	1	0	0	0	1	0	1
	Yarn Dyeing Technician	1	0	1	0	0	0	1	0	1
	Sub Total	15883	4142	20025	4	0	4	15887	4142	20029
Electricity, Gas and Water Supply	Electrician, Motor Vehicle	1	0	1	0	0	0	1	0	1
	Gas And Electric Welder, General	1	0	1	0	0	0	1	0	1
	Machine Operator, Sewing	7	0	7	0	0	0	7	0	7
	Mechanic, Heavy Vehicle	3	0	3	0	0	0	3	0	3
	Metal Working Machine Setter Operator, General	1	0	1	0	0	0	1	0	1
	Other Manufacturing Labourers, Nec	1	0	1	0	0	0	1	0	1
	Precision Sawyer; Sawing Machine Setter Operator Panel	1	0	1	0	0	0	1	0	1
	Sawing Machine Setter-Operator, Panel	1	0	1	0	0	0	1	0	1
	Twisting Machine Operator	2	0	2	0	0	0	2	0	2
	Welder, Mig	1	0	1	0	0	0	1	0	1
	Sub Total	19	0	19	0	0	0	19	0	19
Construction	Accountant	0	0	0	1	0	1	1	0	1
	Accounting Manager	0	1	1	0	0	0	0	1	1
	Accounts Executive	0	0	0	1	0	1	1	0	1
	Addl Gm	0	0	0	2	0	2	2	0	2
	Admin Executive	0	0	0	1	0	1	1	0	1
	Admin Manager	0	0	0	2	0	2	2	0	2
	Admin Officer	0	0	0	1	0	1	1	0	1
	Agent, Public Performance	1	0	1	0	0	0	1	0	1
	Air Conditioner Installer	13	0	13	0	0	0	13	0	13
	Aluminium Fabricator	24	0	24	0	0	0	24	0	24
	Aluminium Framemaker	2	0	2	0	0	0	2	0	2
	Aluminium Maker Grade II	0	0	0	10	0	10	10	0	10
	Aluminium Skilled Worker	5	0	5	0	0	0	5	0	5
	Apprentice, Air Conditioning And Refrigeration	6	0	6	0	0	0	6	0	6
	Apprentice, Machinery Assembler	3	0	3	0	0	0	3	0	3
	Architect, Landscape	12	0	12	0	0	0	12	0	12
	Assembler Aluminium Products	3	0	3	0	0	0	3	0	3
	Assembler, Furniture, Wooden	2	0	2	0	0	0	2	0	2
	Assistant Construction Civil	0	0	0	1	0	1	1	0	1
	Assistant Construction Manager	0	0	0	1	0	1	1	0	1
	Assistant Construction Manager (Civil)	0	0	0	8	0	8	8	0	8
	Assistant Construction Manager (Electrical)	0	0	0	2	0	2	2	0	2
	Assistant Construction Manager (Mechanical)	0	0	0	4	0	4	4	0	4
	Communication)	0	0	0	1	0	1	1	0	1
	Assistant Cook	0	0	0	3	0	3	3	0	3
	Assistant Electrician	0	0	0	7	0	7	7	0	7
	Assistant General Manager	0	0	0	1	0	1	1	0	1
	Assistant Manager	0	0	0	5	0	5	5	0	5
	Assistant Manager (Accounts)	0	0	0	3	0	3	3	0	3
	Assistant Manager (Cad)	0	0	0	1	0	1	1	0	1
	Assistant Manager (Civil)	0	0	0	13	0	13	13	0	13
	Assistant Manager (Ehs)	0	0	0	1	0	1	1	0	1
	Assistant Manager (Electrical)	0	0	0	4	0	4	4	0	4
	Assistant Manager (Environment, Health And Safety)	0	0	0	1	0	1	1	0	1
	Assistant Manager (Instrumentation)	0	0	0	1	0	1	1	0	1
	Assistant Manager (Mechanical)	0	0	0	1	0	1	1	0	1
	Assistant Manager (Permanent Way)	0	0	0	1	0	1	1	0	1
	Assistant Manager (Plant & Machinery)	0	0	0	2	0	2	2	0	2
	Assistant Manager (Stores)	0	0	0	1	0	1	1	0	1

Table 38 (Cont'd)- Number of valid work permits and certificates of exemption by industrial group, occupation & sex, as at end of June 2023

Industrial Group	Occupation	Valid Work Permits			Certificates of Exemption			Grand Total		
		Male	Female	Both sexes	Male	Female	Both sexes	Male	Female	Both sexes
Construction (cont'd)	Assistant Manager Administration	0	0	0	1	0	1	1	0	1
	Assistant Officer (Accounts)	0	0	0	1	0	1	1	0	1
	Assistant Officer (Industrial Relation)	0	0	0	1	0	1	1	0	1
	Assistant Project Manager	0	0	0	2	0	2	2	0	2
	Assistant Quantity Surveyor Manager	0	0	0	1	0	1	1	0	1
	Assistant Steel Fitter Grade Ii	0	0	0	1	0	1	1	0	1
	Assistant Surveyor	0	1	1	0	0	0	0	1	1
	Assistant Technician	0	0	0	1	0	1	1	0	1
	Assitant Signalling	0	0	0	1	0	1	1	0	1
	Asst Accounts Manager	0	0	0	1	0	1	1	0	1
	Asst Planning Engineer	0	0	0	1	0	1	1	0	1
	Automobile Mechanic, Diesel	7	0	7	0	0	0	7	0	7
	Barbender	320	0	320	0	0	0	320	0	320
	Barbender Grade Ii	0	0	0	18	0	18	18	0	18
	Barbender/Steel Fixer	0	0	0	24	0	24	24	0	24
	Bartender	1	0	1	0	0	0	1	0	1
	Blockmaker, Concrete Casting	1	0	1	0	0	0	1	0	1
	Bricklayer, Construction	50	0	50	0	0	0	50	0	50
	Bricklayers, Stonemasons, Floor Layers And Tile Setters, Nec	32	0	32	0	0	0	32	0	32
	Builder, House, Traditional Materials	3	0	3	0	0	0	3	0	3
	Builders, Traditional Materials, Nec	4	0	4	0	0	0	4	0	4
	Building And Related Electricians, Nec	3	0	3	0	0	0	3	0	3
	Building Construction And Maintenance Labourers, Nec	2	0	2	0	0	0	2	0	2
	Building Construction Labourer	12	0	12	0	0	0	12	0	12
	Building Electrician	5	0	5	0	0	0	5	0	5
	Building Painter	5	0	5	0	0	0	5	0	5
	Bulldozer Operator	2	0	2	0	0	0	2	0	2
	Cabinet Maker	31	1	32	0	0	0	31	1	32
	Carpenter	17	0	17	33	0	33	50	0	50
	Carpenter Grade 1	0	0	0	114	0	114	114	0	114
	Carpenter Grade 2	0	0	0	225	0	225	225	0	225
	Carpenter Sg 2	0	0	0	39	0	39	39	0	39
	Carpenter Superior	0	0	0	1	0	1	1	0	1
	Carpenter, General	1012	2	1014	0	0	0	1012	2	1014
	Carpenters And Joiners, Nec	10	0	10	0	0	0	10	0	10
	Catering Supervisor	0	0	0	1	0	1	1	0	1
	Chargehand-Survey	0	0	0	1	0	1	1	0	1
	Chief General Manager (Engineer)	0	0	0	1	0	1	1	0	1
	Civil Engineering Technician	2	0	2	0	0	0	2	0	2
	Civil Engineering Technicians, Nec	4	0	4	0	0	0	4	0	4
	Civil Engineers, Nec	2	0	2	0	0	0	2	0	2
	Civil Supervisor	0	0	0	21	0	21	21	0	21
	Civil Technician	0	0	0	1	0	1	1	0	1
	Cleaner	0	0	0	19	0	19	19	0	19
	Concrete Paving Machine Operator	1	0	1	0	0	0	1	0	1
	Concrete Pump Operator, Mobile Truck	2	0	2	0	0	0	2	0	2
	Concrete Shutterer	98	0	98	0	0	0	98	0	98
	Construction (Civil)	0	0	0	1	0	1	1	0	1
	Construction Carpenter	187	0	187	0	0	0	187	0	187
	Construction Joiner	4	0	4	0	0	0	4	0	4
	Construction Manager	0	0	0	1	0	1	1	0	1
	Construction Manager (Civil)	0	0	0	5	0	5	5	0	5
	Construction Manager (Electrical)	0	0	0	1	0	1	1	0	1
	Construction Manager (Mechanical)	0	0	0	1	0	1	1	0	1
	Construction Manager (Qa/Qc)	0	0	0	1	0	1	1	0	1
	Constructional Steel Erector	4	0	4	0	0	0	4	0	4
	Contracts Manager	1	0	1	0	0	0	1	0	1
	Controller, Operation Control Center	0	0	0	1	0	1	1	0	1
	Cook	1	0	1	22	0	22	23	0	23
	Cook, Chinese Cuisine	4	1	5	0	0	0	4	1	5
	Cook, Indian Cuisine	10	0	10	0	0	0	10	0	10
	Cooks, Nec	11	0	11	0	0	0	11	0	11
	Crane Operator	24	0	24	0	0	0	24	0	24
	Crane, Hoist And Related Materials Moving Equipment Operators, Nec	1	0	1	0	0	0	1	0	1
	Crapenter Grade Ii	0	0	0	1	0	1	1	0	1
	Depot In Charge	0	0	0	1	0	1	1	0	1
	Deputy General Manager	0	0	0	2	0	2	2	0	2
	Deputy General Manager (Civil)	0	0	0	4	0	4	4	0	4
	Deputy General Manager (Design)	0	0	0	1	0	1	1	0	1
	Deputy Manager (Civil)	0	0	0	2	0	2	2	0	2
	Deputy Manager(Quality)	0	0	0	1	0	1	1	0	1
	Deputy Project Manager	0	0	0	1	0	1	1	0	1
	Design Delivery Manager	0	0	0	1	0	1	1	0	1
	Director	0	0	0	1	1	2	1	1	2
	Director/Chief Executive, Corporate Organisation (Private Sector)	1	0	1	0	0	0	1	0	1
	Draftsman	0	0	0	1	0	1	1	0	1
	Driver	0	0	0	6	0	6	6	0	6

Table 38 (Cont'd)- Number of valid work permits and certificates of exemption by industrial group, occupation & sex, as at end of June 2023

Industrial Group	Occupation	Valid Work Permits			Certificates of Exemption			Grand Total		
		Male	Female	Both sexes	Male	Female	Both sexes	Male	Female	Both sexes
Construction (cont'd)	Driver Grade I	0	0	0	2	0	2	2	0	2
	Driver Grade Ii	0	0	0	8	0	8	8	0	8
	Driver, Motor Tricycle, Goods	6	0	6	0	0	0	6	0	6
	Driver, Truck, Heavy	1	0	1	0	0	0	1	0	1
	Driver, Vehicle, General	8	0	8	0	0	0	8	0	8
	Driver/Helper	44	0	44	0	0	0	44	0	44
	Ductman	5	0	5	0	0	0	5	0	5
	Dy General Manager	0	0	0	1	0	1	1	0	1
	Dy General Manager (Finance)	0	0	0	1	0	1	1	0	1
	Dy Manager	0	0	0	3	0	3	3	0	3
	Dy. General Manager (Engg)	0	0	0	1	0	1	1	0	1
	Electric Arc Welder, Hand	4	0	4	0	0	0	4	0	4
	Electric Cable Jointer	1	0	1	0	0	0	1	0	1
	Electric Power Lineman	2	0	2	0	0	0	2	0	2
	Electrical Engineering Technician	5	0	5	0	0	0	5	0	5
	Electrical Engineering Technician General	8	0	8	0	0	0	8	0	8
	Electrical Engineering Technician, High Voltage	1	0	1	0	0	0	1	0	1
	Electrical Engineering Technicians, Nec	1	0	1	0	0	0	1	0	1
	Electrical Engineers, Nec	1	0	1	0	0	0	1	0	1
	Electrical Incharge	0	0	0	1	0	1	1	0	1
	Electrical Mechanics And Fitters, Nec	1	0	1	0	0	0	1	0	1
	Electrical Supervisor	0	0	0	4	0	4	4	0	4
	Electrical Technician Trainee	5	0	5	0	0	0	5	0	5
	Electrician	0	0	0	20	0	20	20	0	20
	Electrician Grade I	0	0	0	7	0	7	7	0	7
	Electrician Grade Ii	0	0	0	38	0	38	38	0	38
	Electrician Sg I	0	0	0	6	0	6	6	0	6
	Electrician Sg 2	0	0	0	23	0	23	23	0	23
	Electrician Ship	1	0	1	0	0	0	1	0	1
	Electrician Supervisor	0	0	0	1	0	1	1	0	1
	Electrician Technician	0	0	0	1	0	1	1	0	1
	Electrician, General	280	0	280	0	0	0	280	0	280
	Electronic-Machinery And Equipment Assembler	6	0	6	0	0	0	6	0	6
	Electronics Engineering Technician, General	1	0	1	0	0	0	1	0	1
	Engineer	0	0	0	7	0	7	7	0	7
	Engineer Electrical	3	0	3	0	0	0	3	0	3
	Engineer, Building Construction	5	1	6	0	0	0	5	1	6
	Engineer, Civil	3	0	3	0	0	0	3	0	3
	Engineer, Electrical And Electronics	1	0	1	0	0	0	1	0	1
	Engineer, Hydraulics	1	0	1	0	0	0	1	0	1
	Engineer, Power Distribution And Transmission	1	0	1	0	0	0	1	0	1
	Excavating Machine Operator	5	0	5	0	0	0	5	0	5
	Excavator Loader On P Types	16	0	16	0	0	0	16	0	16
	Executive (Accounts)	0	0	0	1	0	1	1	0	1
	Executive (Civil)	0	0	0	1	0	1	1	0	1
	Executive (Ir)	0	0	0	1	0	1	1	0	1
	Executive Purchase	0	0	0	1	0	1	1	0	1
	Executive Training, Operations & Maintenance	0	0	0	1	0	1	1	0	1
	Fabrication Fitter	0	0	0	2	0	2	2	0	2
	Fabrication Fitter Grade I	0	0	0	16	0	16	16	0	16
	Fabrication Fitter Grade Ii	0	0	0	28	0	28	28	0	28
	Fabrication Fitter Sg I	0	0	0	7	0	7	7	0	7
	Fabrication Fitter Sg2	0	0	0	6	0	6	6	0	6
	False Ceiling Fixer	0	0	0	7	0	7	7	0	7
	False Ceiling Maker And Fixer	0	0	0	21	0	21	21	0	21
	False Ceiling Maker And Fixer Grade Ii	0	0	0	3	0	3	3	0	3
	Finance And Accounts	0	0	0	1	0	1	1	0	1
	Financial Controller	1	0	1	0	0	0	1	0	1
	Fisherman	0	0	0	20	0	20	20	0	20
	Fitter, Machine Tool	12	0	12	0	0	0	12	0	12
	Floor Layer, Apprentice	3	0	3	0	0	0	3	0	3
	Floor Layer, Wooden	1	0	1	0	0	0	1	0	1
	Floor Layers And Tile Setters, Nec	30	0	30	0	0	0	30	0	30
	Floor Supervisor	1	0	1	0	0	0	1	0	1
	Foreman	0	0	0	34	0	34	34	0	34
	Gas And Electric Welder, General	25	0	25	0	0	0	25	0	25
	Gas Welder	5	0	5	0	0	0	5	0	5
	General Manager	0	0	0	1	0	1	1	0	1
	General Worker	13	0	13	0	0	0	13	0	13
	Grader Operator, Cement	1	0	1	0	0	0	1	0	1
	Granite Cutter And Polisher	3	1	4	0	0	0	3	1	4
	Granite Technician	31	0	31	0	0	0	31	0	31
	Hand End Blade Machine Operator (Rolling Shutters)	2	0	2	0	0	0	2	0	2
	Handicraft Workers In Wood, Textile, Leather And Related Materials, Nec	1	0	1	0	0	0	1	0	1
	Handicraft Workers, Wood	2	0	2	0	0	0	2	0	2
	Head - Finance, Accounts & Admin	0	0	0	1	0	1	1	0	1
	Head (Plant & Machinery)	0	0	0	1	0	1	1	0	1
	Head (Project Control)	0	0	0	1	0	1	1	0	1
	Head Cook	4	0	4	0	0	0	4	0	4
	Health And Safety Officer	0	0	0	1	0	1	1	0	1

Table 38 (Cont'd)- Number of valid work permits and certificates of exemption by industrial group, occupation & sex, as at end of June 2023

Industrial Group	Occupation	Valid Work Permits			Certificates of Exemption			Grand Total		
		Male	Female	Both sexes	Male	Female	Both sexes	Male	Female	Both sexes
Construction	Health Executive	0	0	0	2	0	2	2	0	2
(cont'd)	Heating, Ventilation And Refrigeration Engineering Technician	2	0	2	0	0	0	2	0	2
	Help Desk Operator (Network)	1	0	1	0	0	0	1	0	1
	Helper	0	0	0	1180	0	1180	1180	0	1180
	Helper - Civil Works	0	0	0	243	0	243	243	0	243
	Helper - Mechanical Works	0	0	0	11	0	11	11	0	11
	Hydrological Technician	2	0	2	0	0	0	2	0	2
	Internal Controller	1	0	1	0	0	0	1	0	1
	Interpreter	2	1	3	0	0	0	2	1	3
	Interpreter Clerks, Court	1	1	2	0	0	0	1	1	2
	Ip Communication Manager	0	0	0	1	0	1	1	0	1
	It/System	0	0	0	1	0	1	1	0	1
	Jaipur	0	0	0	1	0	1	1	0	1
	Jcb Operator Grade II	0	0	0	1	0	1	1	0	1
	Joint General Manager	0	0	0	1	0	1	1	0	1
	Joint General Manager / Civil	0	0	0	1	0	1	1	0	1
	Joint General Manager/ Resident Engineer (Civil)	0	0	0	1	0	1	1	0	1
	Jr Manager	0	0	0	4	0	4	4	0	4
	Junior Technical Officer	0	0	0	5	0	5	5	0	5
	Junior Technical Officer Grade Ii	0	0	0	1	0	1	1	0	1
	Khalasi	0	0	0	147	0	147	147	0	147
	Khalasi/Rigger	0	0	0	3	0	3	3	0	3
	Khalasi Grade Ii	0	0	0	3	0	3	3	0	3
	Laboratory Technician	0	0	0	1	0	1	1	0	1
	Laboratory Technician, Chemical Laboratory	2	0	2	0	0	0	2	0	2
	Constructions	2	0	2	0	0	0	2	0	2
	Labourer, Digging, Quarry	2	0	2	0	0	0	2	0	2
	Lead Formations	0	0	0	1	0	1	1	0	1
	Lead Technical Consultant	0	0	0	1	0	1	1	0	1
	Leads Railway	0	0	0	1	0	1	1	0	1
	Lift Technician	1	0	1	0	0	0	1	0	1
	Lorry Driver, Heavy	4	0	4	0	0	0	4	0	4
	Machine Helper	8	0	8	0	0	0	8	0	8
	Machine Operator Colour Machine, Paint Manufacturing	1	0	1	0	0	0	1	0	1
	Machine Operator, Sewing	11	0	11	0	0	0	11	0	11
	Maintenance Electrician	1	0	1	0	0	0	1	0	1
	Maintenance Manager	1	0	1	0	0	0	1	0	1
	Manager	0	0	0	4	0	4	4	0	4
	Manager (Accounts)	0	0	0	2	0	2	2	0	2
	Manager (Civil)	0	0	0	1	0	1	1	0	1
	Manager (Engineering)	0	0	0	1	0	1	1	0	1
	Manager (Mechanical)	0	0	0	4	0	4	4	0	4
	Manager (Optical Fiber Installation)	0	0	0	1	0	1	1	0	1
	Manager (Stores)	0	0	0	1	0	1	1	0	1
	Manager (Survey)	0	0	0	1	0	1	1	0	1
	Manager (Systems)	0	0	0	1	0	1	1	0	1
	Manager (Testing And Commissioning)	0	0	0	1	0	1	1	0	1
	Manager(Environment, Health & Safety)	0	0	0	2	0	2	2	0	2
	Manager/Civil & Quality	0	0	0	1	0	1	1	0	1
	Managing Director	0	0	0	1	0	1	1	0	1
	Managing Supervisor, Retail Trade	1	0	1	0	0	0	1	0	1
	Managing Supervisor, Small Construction Company	2	0	2	0	0	0	2	0	2
	Managing Supervisors In Construction, Nec	29	2	31	0	0	0	29	2	31
	Marble Setter	4	0	4	0	0	0	4	0	4
	Marine Khalasi (Anchoring And De-Anchoring)	23	0	23	0	0	0	23	0	23
	Mason	18	0	18	9	0	9	27	0	27
	Mason Grade 1	0	0	0	227	0	227	227	0	227
	Mason Grade 2	0	0	0	265	0	265	265	0	265
	Mason Sg 2	0	0	0	42	0	42	42	0	42
	Mason, General	1814	3	1817	0	0	0	1814	3	1817
	Mason, Monument	98	0	98	0	0	0	98	0	98
	Material Planning Clerk	2	0	2	0	0	0	2	0	2
	Materials Testing Technician, Civil	10	0	10	0	0	0	10	0	10
	Mechanic	0	0	0	3	0	3	3	0	3
	Mechanic Grade I	0	0	0	5	0	5	5	0	5
	Mechanic Sg Ii	0	0	0	15	0	15	15	0	15
	Mechanic Tractor	1	0	1	0	0	0	1	0	1
	Mechanic, Construction Machinery	2	0	2	0	0	0	2	0	2
	Mechanic, Electrical	9	0	9	0	0	0	9	0	9
	Mechanical Engineer, Industrial Machinery And Tools	1	0	1	0	0	0	1	0	1
	Mechanical Engineering Technician, General	1	0	1	0	0	0	1	0	1
	Mechanical Engineering Technicians, Nec	1	0	1	0	0	0	1	0	1
	Mechanical Engineers, Nec	7	0	7	0	0	0	7	0	7
	Mechanical Surveyor	0	0	0	1	0	1	1	0	1
	Metal Roofer	7	0	7	0	0	0	7	0	7
	Metal Working Machine Setter Operator, General	22	0	22	0	0	0	22	0	22
	Mms Incharge	0	0	0	1	0	1	1	0	1
	Mobile - Crane Operator	2	0	2	0	0	0	2	0	2

Table 38 (Cont'd)- Number of valid work permits and certificates of exemption by industrial group, occupation & sex, as at end of June 2023

Industrial Group	Occupation	Valid Work Permits			Certificates of Exemption			Grand Total		
		Male	Female	Both sexes	Male	Female	Both sexes	Male	Female	Both sexes
Construction (cont'd)	Motor Vehicle Mechanics And Repairers, Nec	13	0	13	0	0	0	13	0	13
	Motorman	0	0	0	1	0	1	1	0	1
	Occupational Therapist	0	1	1	0	0	0	0	1	1
	Office Assistant	0	0	0	1	0	1	1	0	1
	Officer	0	0	0	16	0	16	16	0	16
	Officer (Civil)	0	0	0	1	0	1	1	0	1
	Officer In Charge-Stores	0	0	0	1	0	1	1	0	1
	Officer Trainee	0	0	0	1	0	1	1	0	1
	Operator	0	0	0	25	0	25	25	0	25
	Operator Grade I	0	0	0	4	0	4	4	0	4
	Operator Grade Ii	0	0	0	2	0	2	2	0	2
	Operator Sg I	0	0	0	3	0	3	3	0	3
	Optical Fiber Manager	0	0	0	1	0	1	1	0	1
	Ornamental Sheet Metal Worker	1	0	1	0	0	0	1	0	1
	Oss Systems Manager	0	0	0	1	0	1	1	0	1
	Other Machinery Mechanics And Fitters, Nec	1	0	1	0	0	0	1	0	1
	Painter	0	0	0	25	0	25	25	0	25
	Painter Grade Ii	0	0	0	22	0	22	22	0	22
	Painter Sg Ii	0	0	0	2	0	2	2	0	2
	Painter, Artist	3	0	3	0	0	0	3	0	3
	Painter, Metal	1	0	1	0	0	0	1	0	1
	Painter, Vehicle	3	0	3	0	0	0	3	0	3
	Permanent Way Inspector-Track	0	0	0	1	0	1	1	0	1
	Physicist, Electronics	2	0	2	0	0	0	2	0	2
	Pipe Fitter, General	7	0	7	0	0	0	7	0	7
	Pipe Layer	17	0	17	0	0	0	17	0	17
	Planning Manager	0	0	0	3	0	3	3	0	3
	Plant Operator Grade Ii	0	0	0	1	0	1	1	0	1
	Plasterer	22	0	22	1	0	1	23	0	23
	Plasterer, General	19	0	19	0	0	0	19	0	19
	Plumber	3	0	3	7	0	7	10	0	10
	Plumber Grade 2	0	0	0	15	0	15	15	0	15
	Plumber Sg 2	0	0	0	13	0	13	13	0	13
	Plumber, General	161	0	161	0	0	0	161	0	161
	Precision Sawyer; Sawing Machine Setter Operator Panel	1	0	1	0	0	0	1	0	1
	Principal Architect	0	0	0	1	0	1	1	0	1
	Production Technician, Concrete Plant	4	0	4	0	0	0	4	0	4
	Professional Granite Worker	1	0	1	0	0	0	1	0	1
	Project Director	0	0	0	4	0	4	4	0	4
	Project Engineer	0	0	0	3	0	3	3	0	3
	Project Manager	0	0	0	6	0	6	6	0	6
	Project Manager (Civil)	0	0	0	4	0	4	4	0	4
	Project Officer	0	0	0	3	0	3	3	0	3
	Qc Assistant	0	0	0	2	0	2	2	0	2
	Quality Assistant	0	0	0	1	0	1	1	0	1
	Quality Assurance / Quality Control Supervisor	0	0	0	2	0	2	2	0	2
	Quality Controller, Textiles	1	0	1	0	0	0	1	0	1
	Quantity Surveyor	0	0	0	1	0	1	1	0	1
	Radar Technician	3	0	3	0	0	0	3	0	3
	Rebar Fitter	0	0	0	35	0	35	35	0	35
	Rebar Fitter Grade I	0	0	0	36	0	36	36	0	36
	Rebar Fitter Grade 2	0	0	0	297	0	297	297	0	297
	Rebar Fitter Sg 2	0	0	0	119	0	119	119	0	119
	Refrigeration And Airconditioning Plant And Equipment Mechanic	2	0	2	0	0	0	2	0	2
	Reinforced Concrete Workers, Nec	14	0	14	0	0	0	14	0	14
	Rigger	0	0	0	21	0	21	21	0	21
	Rigger/Khalasi	0	0	0	22	0	22	22	0	22
	Rigger / Khalasi Gr Ii	0	0	0	1	0	1	1	0	1
	Rigger Construction	5	0	5	0	0	0	5	0	5
	Rigger Grade I	0	0	0	11	0	11	11	0	11
	Rigger Grade Ii	0	0	0	20	0	20	20	0	20
	Rigger, General	5	0	5	0	0	0	5	0	5
	Road Grader And Scraper Driver	1	0	1	0	0	0	1	0	1
	Roller Shutter Fixer	23	0	23	0	0	0	23	0	23
	Roof Tiles Plant Operator	10	0	10	0	0	0	10	0	10
	Safety Officer	0	0	0	1	0	1	1	0	1
	Safety Steward	0	0	0	8	0	8	8	0	8
	Safety Supervisor	5	0	5	0	0	0	5	0	5
	Safety Technician	2	0	2	0	0	0	2	0	2
	Sailor	0	0	0	4	0	4	4	0	4
	Scada Systems Manager	0	0	0	1	0	1	1	0	1
	Scaffolder	30	0	30	0	0	0	30	0	30
	Sculptor	5	0	5	0	0	0	5	0	5
	Sculptors, Painters And Related Workers, Nec	1	0	1	0	0	0	1	0	1
	Secretary	0	0	0	1	0	1	1	0	1
	Security Guard	0	0	0	1	0	1	1	0	1
	Senior Chargehand	0	0	0	1	0	1	1	0	1
	Senior Chargehand (Plant & Machinery)	0	0	0	1	0	1	1	0	1
	Senior Draughtsman (Elec)	0	0	0	1	0	1	1	0	1

Table 38 (Cont'd)- Number of valid work permits and certificates of exemption by industrial group, occupation & sex, as at end of June 2023

Industrial Group	Occupation	Valid Work Permits			Certificates of Exemption			Grand Total		
		Male	Female	Both sexes	Male	Female	Both sexes	Male	Female	Both sexes
Construction (cont'd)	Senior Engineer	0	0	0	2	0	2	2	0	2
	Senior Engineer (Systems)	0	0	0	1	0	1	1	0	1
	Senior Manager (Civil)	0	0	0	1	0	1	1	0	1
	Senior Officer	0	0	0	2	0	2	2	0	2
	Senior Officer (Civil)	0	0	0	1	0	1	1	0	1
	Senior Surveyor	0	0	0	1	0	1	1	0	1
	Senior Technical Officer	0	0	0	1	0	1	1	0	1
	Sheet-Metal Worker, General	22	0	22	0	0	0	22	0	22
	Site Agent Electrical	1	0	1	0	0	0	1	0	1
	Site Engineer	0	0	0	2	0	2	2	0	2
	Site In Charge	0	0	0	1	0	1	1	0	1
	Site Manager	3	0	3	11	0	11	14	0	14
	Site Supervisor	22	0	22	0	0	0	22	0	22
	Site Technician	15	0	15	0	0	0	15	0	15
	Skid Steer Loader (Bobcat)	1	0	1	0	0	0	1	0	1
	Skilled Aluminium Fabricator	1	0	1	0	0	0	1	0	1
	Skilled Worker	0	0	0	19	0	19	19	0	19
	Skilled Worker Grade 2	0	0	0	22	0	22	22	0	22
	Skimmer Grade I	0	0	0	41	0	41	41	0	41
	Skipper	0	0	0	2	0	2	2	0	2
	Spa Therapist	0	1	1	0	0	0	0	1	1
	Splicer	0	0	0	2	0	2	2	0	2
	Sr. Deputy General Manager	0	0	0	1	0	1	1	0	1
	Sr. Manager (Mech)	0	0	0	1	0	1	1	0	1
	Sr.Dy General Manager	0	0	0	1	0	1	1	0	1
	Station In Charge	0	0	0	1	0	1	1	0	1
	Station Supervisor	0	0	0	1	0	1	1	0	1
	Steel Bender	1	0	1	0	0	0	1	0	1
	Steel Fitter	0	0	0	1	0	1	1	0	1
	Steel Fixer	279	1	280	0	0	0	279	1	280
	Stock Controller, Petroleum And Gas Products	2	0	2	0	0	0	2	0	2
	Stone Crusher Operator	1	0	1	0	0	0	1	0	1
	Stonemason, Construction	58	0	58	0	0	0	58	0	58
	Stone-Treating Plant Operators, Nec	7	0	7	0	0	0	7	0	7
	Store Assistant	0	0	0	1	0	1	1	0	1
	Store Clerk	0	0	0	6	0	6	6	0	6
	Store Incharge	0	0	0	1	0	1	1	0	1
	Storekeeper	1	0	1	2	0	2	3	0	3
	Stores Officer	2	0	2	0	0	0	2	0	2
	Structural Steel Operator	1	0	1	0	0	0	1	0	1
	Structural-Metal Erector	15	0	15	0	0	0	15	0	15
	Structural-Steel Worker, Workshop	5	0	5	0	0	0	5	0	5
	Sub Contractor	0	0	0	7	0	7	7	0	7
	Sub-Contractor Of Larsen And Toubro Limited	0	0	0	2	0	2	2	0	2
	Supervisor	0	0	0	46	0	46	46	0	46
	Supervisor (Civil)	0	0	0	5	0	5	5	0	5
	Supervisor - Marine	0	0	0	1	0	1	1	0	1
	Supervisor (Electrical)	0	0	0	1	0	1	1	0	1
	Supervisor And Foreman , Welding And Flame Cutting	1	0	1	0	0	0	1	0	1
	Supervisor And Foreman, Bricklaying	2	0	2	0	0	0	2	0	2
	Supervisor And Foreman, Building Construction	41	0	41	0	0	0	41	0	41
	Supervisor And Foreman, Quarrying	1	0	1	0	0	0	1	0	1
	Supervisor And Foreman, Reinforced Concrete Working	7	0	7	0	0	0	7	0	7
	Supervisor And Foreman, Road Construction	5	0	5	0	0	0	5	0	5
	Supervisor Grade Ii	0	0	0	1	0	1	1	0	1
	Supervisor Procurement	0	0	0	1	0	1	1	0	1
	Supervisor(Environement, Health And Safety	0	0	0	1	0	1	1	0	1
	Supervisor, Construction Labourers	9	0	9	0	0	0	9	0	9
	Supervisor/Painter	0	0	0	1	0	1	1	0	1
	Supervisors, Foremen And Related Workers In Building									
	Construction, Nec	1	0	1	0	0	0	1	0	1
	Support Staff	0	0	0	1	0	1	1	0	1
	Survey Supervisor	0	0	0	1	0	1	1	0	1
	Surveyor	0	0	0	3	0	3	3	0	3
	Surveyor, General	1	0	1	0	0	0	1	0	1
	Sweeper	0	0	0	1	0	1	1	0	1
	Sweeper / Cleaner	0	0	0	28	0	28	28	0	28
	Technician Grade Ii	0	0	0	1	0	1	1	0	1
	Technical Assistant	3	0	3	0	0	0	3	0	3
	Technical Consultant	0	0	0	1	0	1	1	0	1
	Technical Consultant - Bd	0	0	0	2	0	2	2	0	2
	Technical Consultant - Isa	0	0	0	3	0	3	3	0	3
	Technician	0	0	0	29	0	29	29	0	29
	Technician Grade 2	0	0	0	105	0	105	105	0	105
	Technician (Civil)	0	0	0	8	0	8	8	0	8
	Technician (Electrical)	0	0	0	9	0	9	9	0	9
	Technician (Mechanical)	0	0	0	1	0	1	1	0	1
	Technician (Medical Gas Piping System)	0	0	0	4	0	4	4	0	4
	Technician Facade Grade Ii	0	0	0	9	0	9	9	0	9
	Technician Hvac	0	0	0	14	0	14	14	0	14

Table 38 (Cont'd)- Number of valid work permits and certificates of exemption by industrial group, occupation & sex, as at end of June 2023

Industrial Group	Occupation	Valid Work Permits			Certificates of Exemption			Grand Total		
		Male	Female	Both sexes	Male	Female	Both sexes	Male	Female	Both sexes
Construction (cont'd)	Technician Plumbing	0	0	0	2	0	2	2	0	2
	Technician Pts	0	0	0	2	0	2	2	0	2
	Tent Erector	2	0	2	0	0	0	2	0	2
	Terminal Operator, Sugar Plant	1	0	1	0	0	0	1	0	1
	Test Engineer (Ip)	0	0	0	1	0	1	1	0	1
	Test Supervisor	0	0	0	2	0	2	2	0	2
	Tile Setter	153	0	153	0	0	0	153	0	153
	Tiler Grade I	0	0	0	8	0	8	8	0	8
	Tiles Layer	5	0	5	0	0	0	5	0	5
	Time Office Assistant	0	0	0	1	0	1	1	0	1
	Time Office Clerk	0	0	0	5	0	5	5	0	5
	Tower Crane Operator	0	0	0	1	0	1	1	0	1
	Track Tractor/Caterpillar Driver	2	0	2	0	0	0	2	0	2
	Track Workman	0	0	0	41	0	41	41	0	41
	Trackworkman Grade 1	0	0	0	29	0	29	29	0	29
	Trackworkman Grade Ii	0	0	0	66	0	66	66	0	66
	Train Captain	0	0	0	2	0	2	2	0	2
	Train Operator	0	0	0	2	0	2	2	0	2
	Trainee Engineer (Civil)	1	0	1	0	0	0	1	0	1
	Trainer, Automobile Mechanic	3	0	3	0	0	0	3	0	3
	Trainer, Secretarial And Administration	1	0	1	0	0	0	1	0	1
	Turner/Fitter	2	0	2	0	0	0	2	0	2
	Unskilled Worker	0	0	0	147	0	147	147	0	147
	Unskilled Worker Grade 2	0	0	0	158	0	158	158	0	158
	Varnisher	1	0	1	0	0	0	1	0	1
	Vice President	0	0	0	1	0	1	1	0	1
	"Volontaire International En Entreprise (Vie)"	0	0	0	1	0	1	1	0	1
	Water Proofer	1	0	1	0	0	0	1	0	1
	Water-Treatment Plant Operator	1	0	1	0	0	0	1	0	1
	Welder	1	0	1	6	0	6	7	0	7
	Welder Grade I	0	0	0	5	0	5	5	0	5
	Welder Grade Ii	0	0	0	12	0	12	12	0	12
	Welder Tig Mig	3	0	3	0	0	0	3	0	3
	Welder, Mig	53	0	53	0	0	0	53	0	53
	Welder, Resistance	2	0	2	0	0	0	2	0	2
	Welder/Turner	3	0	3	0	0	0	3	0	3
	Welders And Flame-Cutters, Nec	15	0	15	0	0	0	15	0	15
	Wood Polisher	2	0	2	0	0	0	2	0	2
	Wood Products Machine Operators, Nec	3	0	3	0	0	0	3	0	3
	Wood-Working-Machine Operator, General	1	0	1	0	0	0	1	0	1
	Working Proprietor, Metal Works & Fabrication	5	0	5	0	0	0	5	0	5
	Works Manager	1	0	1	0	0	0	1	0	1
	Sub Total	5728	18	5746	4780	1	4781	10508	19	10527
Wholesale and Retail Trade, Repair of Motor Vehicles, Motorcycles and Personal and Household Goods	Agent, Public Performance	0	1	1	0	0	0	0	1	1
	Air Conditioner Installer	2	0	2	0	0	0	2	0	2
	Aluminium Fabricator	15	0	15	0	0	0	15	0	15
	Apprentice Mechanic, Automobile	4	0	4	0	0	0	4	0	4
	Apprentice Painter	2	0	2	0	0	0	2	0	2
	Apprentice, Air Conditioning And Refrigeration	3	0	3	0	0	0	3	0	3
	Artist, Model	1	0	1	0	0	0	1	0	1
	Assembler Oven (Gas And Electric)	9	0	9	0	0	0	9	0	9
	Assembler, Furniture, Wooden	7	0	7	0	0	0	7	0	7
	Assembler, Micro Electronic Equipment	2	0	2	0	0	0	2	0	2
	Assembler, Wooden Products	1	0	1	0	0	0	1	0	1
	Assembler, Woodworking Machinery	7	0	7	0	0	0	7	0	7
	Automobile Engineering Technician	4	0	4	0	0	0	4	0	4
	Automobile Mechanic, Diesel	5	0	5	0	0	0	5	0	5
	Automobile Mechanic, Petrol	3	0	3	0	0	0	3	0	3
	Automobile Mechanic, Petrol And Diesel	18	0	18	0	0	0	18	0	18
	Automobile Technician(Gas Conversion Kit)	2	0	2	0	0	0	2	0	2
	Baker, General	22	0	22	0	0	0	22	0	22
	Bakers, Pastry Cooks And Confectionery And Snack Makers, Nec	1	0	1	0	0	0	1	0	1
	Barbender	8	0	8	0	0	0	8	0	8
	Beef/Cattle Farm Worker, (Unskilled)/Labourer	1	0	1	0	0	0	1	0	1
	Biomedical Technician	3	0	3	0	0	0	3	0	3
	Bookkeeping Machine Operators	2	0	2	0	0	0	2	0	2
	Brigadier	3	0	3	0	0	0	3	0	3
	Cabinet Maker	82	0	82	0	0	0	82	0	82
	Calculating Machine Operators	6	0	6	0	0	0	6	0	6
	Call Centre Operator	2	0	2	0	0	0	2	0	2
	Carer	4	0	4	0	0	0	4	0	4
	Carpenter, General	40	0	40	0	0	0	40	0	40
	Cleaner, Car And Bus	4	0	4	0	0	0	4	0	4
	Cook, Hotel/Restaurant	16	0	16	0	0	0	16	0	16
	Cook, Indian Cuisine	11	0	11	0	0	0	11	0	11
	Cook, Mauritian/Creole Cuisine	1	0	1	0	0	0	1	0	1
	Cooks, Nec	4	0	4	0	0	0	4	0	4
	Coordinator	0	1	1	0	0	0	0	1	1
	Decorator, Interior	1	0	1	0	0	0	1	0	1

Table 38 (Cont'd)- Number of valid work permits and certificates of exemption by industrial group, occupation & sex, as at end of June 2023

Industrial Group	Occupation	Valid Work Permits			Certificates of Exemption			Grand Total		
		Male	Female	Both sexes	Male	Female	Both sexes	Male	Female	Both sexes
Wholesale and Retail Trade, Repair of Motor Vehicles, Motorcycles and Personal and Household Goods (cont'd)	Department Manager, Wholesale Trade	1	0	1	0	0	0	1	0	1
	Deputy/Assistant Director/Chief Executive, Corporate Organisation (Private Sector)	1	0	1	0	0	0	1	0	1
	Directors/Chief Executives, Nec	2	0	2	0	0	0	2	0	2
	Edge Banding Machine Setter Operator, Panel	3	0	3	0	0	0	3	0	3
	Electrical Engineering Technician	2	0	2	0	0	0	2	0	2
	Electrical Engineering Technician General	6	0	6	0	0	0	6	0	6
	Electrician, General	11	0	11	0	0	0	11	0	11
	Electrician, Motor Vehicle	4	0	4	0	0	0	4	0	4
	Electronic Engineer	1	0	1	0	0	0	1	0	1
	Electronicien	1	0	1	0	0	0	1	0	1
	Electronics Engineering Technician, General	2	0	2	0	0	0	2	0	2
	Electronics Fitter, General	2	0	2	0	0	0	2	0	2
	Electronics Mechanic	5	0	5	0	0	0	5	0	5
	Embroiderer, Hand	3	0	3	0	0	0	3	0	3
	Engineer, Automotive/Automobile	4	0	4	0	0	0	4	0	4
	Engineer, Electrical And Electronics	2	0	2	0	0	0	2	0	2
	Excavating Machine Operator	5	0	5	0	0	0	5	0	5
	Excavator Loader On P Types	5	0	5	0	0	0	5	0	5
	Executive Pastry Chef	5	0	5	0	0	0	5	0	5
	Farm Hands And Labourers, Nec	6	0	6	0	0	0	6	0	6
	Fast Food Operators	9	0	9	0	0	0	9	0	9
	Fibre Blender Machine; Machine Operator Textile Fibres Blending	4	0	4	0	0	0	4	0	4
	Fibre Glass Maker	1	0	1	0	0	0	1	0	1
	Fibre Glass Worker, General	2	0	2	0	0	0	2	0	2
	Field Crop Farmer, General	2	0	2	0	0	0	2	0	2
	Field Technician	0	0	0	1	0	1	1	0	1
	Finishing Operator	0	1	1	0	0	0	0	1	1
	Fish Cutter	11	0	11	0	0	0	11	0	11
	Fitter, Electrical Refrigeration And Airconditioning	5	0	5	0	0	0	5	0	5
	Fitter, Machine Tool	1	0	1	0	0	0	1	0	1
	Floor Layers And Tile Setters, Nec	3	0	3	0	0	0	3	0	3
	Food Grader	10	0	10	0	0	0	10	0	10
	Fork-Lift Truck Operator	5	0	5	0	0	0	5	0	5
	Frigorist	28	0	28	0	0	0	28	0	28
	Fruit And Vegetable Canner	1	0	1	0	0	0	1	0	1
	Fruit And Vegetable Preserver	1	0	1	0	0	0	1	0	1
	Gardener, Hydroponic	4	0	4	0	0	0	4	0	4
	Gas And Electric Welder, General	13	0	13	0	0	0	13	0	13
	Gas Welder	4	0	4	0	0	0	4	0	4
	Glass Blower	2	0	2	0	0	0	2	0	2
	Glass Cutter	20	0	20	0	0	0	20	0	20
	Glass Worker, General	1	0	1	0	0	0	1	0	1
	Granite Cutter And Polisher	8	0	8	0	0	0	8	0	8
	Granite Cutter And Polisher Grade Ii	1	0	1	0	0	0	1	0	1
	Granite Technician	2	0	2	0	0	0	2	0	2
	Green House And Budding Operator	13	0	13	0	0	0	13	0	13
	Handicraft Worker, Garments	3	0	3	0	0	0	3	0	3
	Heating, Ventilation And Refrigeration Engineering Technician	5	0	5	0	0	0	5	0	5
	Housemaid	7	3	10	0	0	0	7	3	10
	Hybrid Car Technical	6	0	6	0	0	0	6	0	6
	Indian Chef	0	2	2	0	0	0	0	2	2
	Indian Sweet Maker	2	0	2	0	0	0	2	0	2
	Insulator, Refrigeration And Airconditioning	1	0	1	0	0	0	1	0	1
	Jeweller, General	17	0	17	0	0	0	17	0	17
	Jewellery Engraver And Enameller	1	0	1	0	0	0	1	0	1
	Jig And Gauge Maker	1	0	1	0	0	0	1	0	1
	Knitter, Garments, Hand	1	0	1	0	0	0	1	0	1
	Knitting Machine Operator, Garment	1	0	1	0	0	0	1	0	1
	Laboratory Technician, Chemical Laboratory	1	0	1	0	0	0	1	0	1
	Loom Fixer	1	0	1	0	0	0	1	0	1
	Machine Operator Paint Manufacturing	1	0	1	0	0	0	1	0	1
	Machine Operator, Bakery Products	161	1	162	0	0	0	161	1	162
	Machine Operator, Colour Film Developing	53	0	53	0	0	0	53	0	53
	Machine Operator, Coremaking, Metal	1	0	1	0	0	0	1	0	1
	Machine Operator, Embroidery	5	0	5	0	0	0	5	0	5
	Machine Operator, Fish Processing	5	0	5	0	0	0	5	0	5
	Machine Operator, Foodstuffs Dehydrating	3	0	3	0	0	0	3	0	3
	Machine Operator, Furniture Production	3	1	4	0	0	0	3	1	4
	Machine Operator, General, Sugar Production	14	0	14	0	0	0	14	0	14
	Machine Operator, Meat And Fish Preserving	8	0	8	0	0	0	8	0	8
	Machine Operator, Meat Processing	5	0	5	0	0	0	5	0	5
	Machine Operator, Metal Welding	1	0	1	0	0	0	1	0	1
	Machine Operator, Packing	238	4	242	0	0	0	238	4	242
	Machine Operator, Pasta Production	1	0	1	0	0	0	1	0	1
	Machine Operator, Plastic Products Fabrication	2	0	2	0	0	0	2	0	2
	Machine Operator, Printing General	2	0	2	0	0	0	2	0	2
	Machine Operator, Processing, Fruit, Vegetable And Nut	4	0	4	0	0	0	4	0	4

Table 38 (Cont'd)- Number of valid work permits and certificates of exemption by industrial group, occupation & sex, as at end of June 2023

Industrial Group	Occupation	Valid Work Permits			Certificates of Exemption			Grand Total		
		Male	Female	Both sexes	Male	Female	Both sexes	Male	Female	Both sexes
Wholesale and Retail	Machine Operator, Sewing	148	0	148	0	0	0	148	0	148
	Trade, Repair of	1	0	1	0	0	0	1	0	1
	Motor Vehicles, Motorcycles and	7	0	7	0	0	0	7	0	7
Personal and Household Goods (cont'd)	Machine Operator, Vegetable & Fruit Canning	1	0	1	0	0	0	1	0	1
	Machine Operator, Vegetable & Fruit Freezing Machine									
	Operator, Vegetable Freezing	11	0	11	0	0	0	11	0	11
	Machine Operator, Wood Products	4	0	4	0	0	0	4	0	4
	Machinery Assembler, General	1	0	1	0	0	0	1	0	1
	Machine-Tool Setters And Setter-Operators, Nec	3	0	3	0	0	0	3	0	3
	Maid, Linen	0	1	1	0	0	0	0	1	1
	Maintenance Executive Manager	1	0	1	0	0	0	1	0	1
	Manager Office Non-Government	1	0	1	0	0	0	1	0	1
	Manager, Cold Storage	11	0	11	0	0	0	11	0	11
	Manager, Pest Control	1	0	1	0	0	0	1	0	1
	Managing Supervisor, Small Civil Works Repair	1	0	1	0	0	0	1	0	1
	Mason, General	10	0	10	0	0	0	10	0	10
	Materials Testing Technician, Civil	1	0	1	0	0	0	1	0	1
	Meat Cutter	11	0	11	0	0	0	11	0	11
	Meat-And Fish- Processing Machine Operators, Nec	5	0	5	0	0	0	5	0	5
	Mechanic, Electrical	5	0	5	0	0	0	5	0	5
	Mechanic, Heavy Vehicle	7	0	7	0	0	0	7	0	7
	Mechanical Engineer, General	2	0	2	0	0	0	2	0	2
	Mechanical Engineer, Motors And Engines (Except Marine)	5	0	5	0	0	0	5	0	5
	Merchandiser Manager	0	1	1	0	0	0	0	1	1
	Metal Furnace Operator	1	0	1	0	0	0	1	0	1
	Metal Moulders And Coremakers, Nec	1	0	1	0	0	0	1	0	1
	Metal Scrap Processor	4	0	4	0	0	0	4	0	4
	Metal Wheel Grinders, Polishers And Tool Sharpeners, Nec	3	0	3	0	0	0	3	0	3
	Metal Working Machine Setter Operator, General	1	1	2	0	0	0	1	1	2
	Metallurgist, General	2	0	2	0	0	0	2	0	2
	Miller-Grinder, Chemical And Related Processes	1	0	1	0	0	0	1	0	1
	Milling-Machine, Setter-Operator	1	0	1	0	0	0	1	0	1
	Mixer, Bread, Dough	3	0	3	0	0	0	3	0	3
	Motor Vehicle Mechanics And Repairers, Nec	11	0	11	0	0	0	11	0	11
	Motor-Cycle Mechanic, Petrol And Diesel	1	0	1	0	0	0	1	0	1
	Mould Maker, Pottery And Porcelain	1	0	1	0	0	0	1	0	1
	Operations Manager	1	0	1	0	0	0	1	0	1
	Operator, Fertiliser Plant	10	0	10	0	0	0	10	0	10
	Other Food And Related Products Processing Trades Workers, Nec	12	0	12	0	0	0	12	0	12
	Other Stationary Machine Operators And Assemblers, Nec	4	0	4	0	0	0	4	0	4
	Packer, Hand	24	0	24	0	0	0	24	0	24
	Painter, Artist	9	0	9	0	0	0	9	0	9
	Painter, Vehicle	5	0	5	0	0	0	5	0	5
	Painters, Decorators And Paperhangers, Nec	1	0	1	0	0	0	1	0	1
	Pastry Maker	100	0	100	0	0	0	100	0	100
	Pesticides Handler	3	0	3	0	0	0	3	0	3
	Pickler, Fruit And Vegetable	5	0	5	0	0	0	5	0	5
	Pipe Fitter, General	1	0	1	0	0	0	1	0	1
	Planning Machine Operator	3	0	3	0	0	0	3	0	3
	Plant Operator Fertilizer, Manufacturing	4	0	4	0	0	0	4	0	4
	Plasterer, General	2	0	2	0	0	0	2	0	2
	Plumber, General	5	0	5	0	0	0	5	0	5
	Plumbers And Pipe Fitters, Nec	1	0	1	0	0	0	1	0	1
	Precision Sawyer; Sawing Machine Setter Operator Panel	1	0	1	0	0	0	1	0	1
	Precision-Grinding-Machine Operator	6	0	6	0	0	0	6	0	6
	Printing Machine Operators, Nec	1	0	1	0	0	0	1	0	1
	Production Clerks, Nec	2	0	2	0	0	0	2	0	2
	Pumping Station Operator	4	0	4	0	0	0	4	0	4
	Quality Inspector, Processes	1	0	1	0	0	0	1	0	1
	Refrigeration And Airconditioning Plant And Equipment Mechanic	2	0	2	0	0	0	2	0	2
	Room Attendant	4	0	4	0	0	0	4	0	4
	Sales Manager	1	0	1	0	0	0	1	0	1
	Sawing Machine Setter-Operator, Panel	3	0	3	0	0	0	3	0	3
	Senior Project Lead	0	0	0	1	0	1	1	0	1
	Senior Project Manager	0	0	0	1	0	1	1	0	1
	Shop Assistant	1	0	1	0	0	0	1	0	1
	Spice Grinder, Hand	7	0	7	0	0	0	7	0	7
	Steel Fixer	2	0	2	0	0	0	2	0	2
	Storekeeper	1	0	1	0	0	0	1	0	1
	Sugar Factories Helpers/Labourers	1	0	1	0	0	0	1	0	1
	Supervisor And Foreman, Food And Beverage Processing 7-00.65	1	0	1	0	0	0	1	0	1
	Supervisor And Foreman, Textile Manufacturing	1	0	1	0	0	0	1	0	1
	Supervisor And General Foreman, Steam Turbine, Boiler And Engine Operations	1	0	1	0	0	0	1	0	1

Table 38 (Cont'd)- Number of valid work permits and certificates of exemption by industrial group, occupation & sex, as at end of June 2023

Industrial Group	Occupation	Valid Work Permits			Certificates of Exemption			Grand Total		
		Male	Female	Both sexes	Male	Female	Both sexes	Male	Female	Both sexes
Wholesale and Retail Trade, Repair of Motor Vehicles, Motorcycles and Personal and Household Goods (cont'd)	Supervisor, Machine Operations, Panels	1	0	1	0	0	0	1	0	1
	Supervisor, Panel Checking	5	0	5	0	0	0	5	0	5
	Supervisors, Agricultural, Forestry, Fishery And Related									
	Unskilled Labourers, Nec	19	0	19	0	0	0	19	0	19
	Tailor, General	1	0	1	0	0	0	1	0	1
	Teacher Of The Mentally Handicapped	0	1	1	0	0	0	0	1	1
	Technical Manager	2	0	2	0	0	0	2	0	2
	Technician	1	0	1	0	0	0	1	0	1
	Technician Meteorology	1	0	1	0	0	0	1	0	1
	Technician, Telephones	3	0	3	0	0	0	3	0	3
	Technologist, Food And Drink	2	0	2	0	0	0	2	0	2
	Telecommunication Technician	1	0	1	0	0	0	1	0	1
	Terminal Operator, Sugar Plant	2	0	2	0	0	0	2	0	2
	Textile Painter	3	0	3	0	0	0	3	0	3
	Toiletry Products Machine Operator	4	0	4	0	0	0	4	0	4
	Trainee Director	1	0	1	0	0	0	1	0	1
	Trainer, Automobile Mechanic	8	0	8	0	0	0	8	0	8
	Turner/Fitter	2	0	2	0	0	0	2	0	2
	Tyre Rebuilder, Machine	1	0	1	0	0	0	1	0	1
	Tyremen	2	0	2	0	0	0	2	0	2
	Upholsterer, Furniture	4	0	4	0	0	0	4	0	4
	Upholsterer, General	28	0	28	0	0	0	28	0	28
	Upholsterer, Vehicles	5	0	5	0	0	0	5	0	5
	Valet/Chambermaid, Hotel	2	0	2	0	0	0	2	0	2
	Vegetable Farm Worker, (Unskilled)/Labourer	1	0	1	0	0	0	1	0	1
	Vehicle Sheet Metal Worker	1	0	1	0	0	0	1	0	1
	Watch And Clock Assembler	1	0	1	0	0	0	1	0	1
	Watch And Clock Repairer	1	0	1	0	0	0	1	0	1
	Weaver, Carpet, Hand	1	0	1	0	0	0	1	0	1
	Website Developers And Designers, Nec	1	0	1	0	0	0	1	0	1
	Welder, Mig	11	0	11	0	0	0	11	0	11
	Welder, Thermite	2	0	2	0	0	0	2	0	2
	Welders And Flame-Cutters, Nec	4	0	4	0	0	0	4	0	4
	Wood Carver;Hand	5	0	5	0	0	0	5	0	5
	Wood Products Machine Operators, Nec	6	0	6	0	0	0	6	0	6
	Wooden Furniture Finisher	2	0	2	0	0	0	2	0	2
	Wood-Working-Machine Operator, General	1	0	1	0	0	0	1	0	1
	Hotel	1	0	1	0	0	0	1	0	1
	Sub Total	1705	18	1723	3	0	3	1708	18	1726
Transport, Storage and Communications	Apprentice Electrician	1	0	1	0	0	0	1	0	1
	Apprentice, Coach Builder, Wooden	5	0	5	0	0	0	5	0	5
	Automobile Engineering Technician	1	0	1	0	0	0	1	0	1
	Automobile Mechanic, Diesel	2	0	2	0	0	0	2	0	2
	Automobile Mechanic, Petrol	1	0	1	0	0	0	1	0	1
	Automobile Mechanic, Petrol And Diesel	10	0	10	0	0	0	10	0	10
	Cable Joiner	1	0	1	0	0	0	1	0	1
	Cable Worker, Electric Power, Underground Cables	6	0	6	0	0	0	6	0	6
	Call Centre Operator	82	116	198	0	0	0	82	116	198
	Chief Engineer	0	0	0	1	0	1	2	0	1
	Conseiller Commerciaux	0	1	1	0	0	0	0	1	1
	Cook, Indian Cuisine	5	0	5	0	0	0	5	0	5
	Directors/Chief Executives, Nec	1	0	1	0	0	0	1	0	1
	Edge Banding Machine Setter Operator, Panel	1	0	1	0	0	0	1	0	1
	Electric Cable Joiner	4	0	4	0	0	0	4	0	4
	Electric Power Lineman	1	0	1	0	0	0	1	0	1
	Electrical Fitter, General	2	0	2	0	0	0	2	0	2
	Electrician, General	3	0	3	0	0	0	3	0	3
	Engineer, Automotive/Automobile	3	0	3	0	0	0	3	0	3
	Excavator Loader On P Types	2	0	2	0	0	0	2	0	2
	Freight Handlers, Nec	1	0	1	0	0	0	1	0	1
	Gas And Electric Welder, General	2	0	2	0	0	0	2	0	2
	Gas Welder	1	0	1	0	0	0	1	0	1
	Graphic Artist	1	0	1	0	0	0	1	0	1
	Housemaid	1	0	1	0	0	0	1	0	1
	Lathe Operator	1	0	1	0	0	0	1	0	1
	Lorry Driver, Heavy	1	0	1	0	0	0	1	0	1
	Machine Operator, Splicing, Cable And Rope	1	0	1	0	0	0	1	0	1
	Mechanic, Heavy Vehicle	1	0	1	0	0	0	1	0	1
	Metal Finishing, Plating And Coating Machine Operators, Nec	3	0	3	0	0	0	3	0	3
	Metal Roofer	7	0	7	0	0	0	7	0	7
	Oil Spill Responder (Osr)	0	0	0	1	0	1	2	0	1
	Other Optical And Electronic Equipment Operators, Nec	1	0	1	0	0	0	1	0	1
	Painter, Vehicle	2	0	2	0	0	0	2	0	2
	Pipe Fitter, General	2	0	2	0	0	0	2	0	2
	Poultry Farm Skilled Worker	2	0	2	0	0	0	2	0	2
	Poultry Farm Worker (Unskilled)	2	0	2	0	0	0	2	0	2

Table 38 (Cont'd)- Number of valid work permits and certificates of exemption by industrial group, occupation & sex, as at end of June 2023

Industrial Group	Occupation	Valid Work Permits			Certificates of Exemption			Grand Total		
		Male	Female	Both sexes	Male	Female	Both sexes	Male	Female	Both sexes
Transport, Storage and Communications (cont'd)	Poultry Farmer	1	0	1	0	0	0	1	0	1
	Rigger, General	7	0	7	0	0	0	7	0	7
	Riggers And Cable Splicers, Nec	1	0	1	0	0	0	1	0	1
	Sales Executive	0	1	1	0	0	0	0	1	1
	Sales Manager	1	1	2	0	0	0	1	1	2
	Sawing Machine Setter-Operator, Panel	1	0	1	0	0	0	1	0	1
	Shipping Transport Handler	1	0	1	0	0	0	1	0	1
	Site Manager	1	0	1	0	0	0	1	0	1
	Skipper	0	0	0	1	0	1	2	0	1
	Supervisor, Call Centre	17	55	72	0	0	0	17	55	72
	Supervisor, Machine Operations, Panels	2	0	2	0	0	0	2	0	2
	Supervisor, Panel Checking	1	0	1	0	0	0	1	0	1
	Supervisor, Shipping Transport Labourers	1	0	1	0	0	0	1	0	1
	Technical And Mechanical Officer	2	0	2	0	0	0	2	0	2
	Telecommunication Technician	8	0	8	0	0	0	8	0	8
	Tourist Officer	0	1	1	0	0	0	0	1	1
	Trainer, Automobile Mechanic	7	0	7	0	0	0	7	0	7
	Translator	2	0	2	0	0	0	2	0	2
	Turner/Fitter	1	0	1	0	0	0	1	0	1
	Welder, Mig	4	0	4	0	0	0	4	0	4
	Wireless Operator	1	0	1	0	0	0	1	0	1
	Sub Total	219	175	394	3	0	3	225	175	397
Hotels and Restaurants	Air Conditioner Installer	1	0	1	0	0	0	1	0	1
	Animateur, Hotel	1	0	1	0	0	0	1	0	1
	Apprentice, Air Conditioning And Refrigeration	1	0	1	0	0	0	1	0	1
	Audio-Visual And Teaching Aid Specialist	1	0	1	0	0	0	1	0	1
	Ayurvedic Therapist	0	1	1	0	0	0	0	1	1
	Baker, General	1	0	1	0	0	0	1	0	1
	Nec	1	0	1	0	0	0	1	0	1
	Bar Manager	2	1	3	0	0	0	2	1	3
	Bartender	1	0	1	0	0	0	1	0	1
	Butcher, General	1	0	1	0	0	0	1	0	1
	Butler	1	0	1	0	0	0	1	0	1
	Cabinet Maker	3	0	3	0	0	0	3	0	3
	Carer	1	2	3	0	0	0	1	2	3
	Carpenter, General	6	0	6	0	0	0	6	0	6
	Chief Steward/Stewardess, Ship	3	0	3	0	0	0	3	0	3
	Children Hostess (Mini Club)	0	3	3	0	0	0	0	3	3
	Club Host	0	1	1	0	0	0	0	1	1
	Coffee/Tea Maker	2	3	5	0	0	0	2	3	5
	Commis Kitchen	7	0	7	0	0	0	7	0	7
	Construction Carpenter	1	0	1	0	0	0	1	0	1
	Cook	6	0	6	0	0	0	6	0	6
	Cook, Chinese Cuisine	9	2	11	0	0	0	9	2	11
	Cook, French Cuisine	4	0	4	0	0	0	4	0	4
	Cook, Hotel/Restaurant	118	1	119	0	0	0	118	1	119
	Cook, Indian Cuisine	118	0	118	0	0	0	118	0	118
	Cook, Mauritian/Creole Cuisine	0	1	1	0	0	0	0	1	1
	Cook, Thai Cuisine	1	0	1	0	0	0	1	0	1
	Cooks, Nec	16	0	16	0	0	0	16	0	16
	Customer And Operation Coordinator	1	0	1	0	0	0	1	0	1
	Directors/Chief Executives, Nec	1	0	1	0	0	0	1	0	1
	Dosa Cook	2	0	2	0	0	0	2	0	2
	Electrical Technician Trainee	1	0	1	0	0	0	1	0	1
	Electrician, General	2	0	2	0	0	0	2	0	2
	Entertainment Manager	0	3	3	0	0	0	0	3	3
	Executive (Head) Cook	2	1	3	0	0	0	2	1	3
	Executive Housekeeper	1	0	1	0	0	0	1	0	1
	Executive Pastry Chef	4	0	4	0	0	0	4	0	4
	Fast Food Operators	4	0	4	0	0	0	4	0	4
	Gas And Electric Welder, General	1	0	1	0	0	0	1	0	1
	General Manager, Hotel	1	0	1	0	0	0	1	0	1
	General Manager, Housing	1	0	1	0	0	0	1	0	1
	Golf Consultant	1	0	1	0	0	0	1	0	1
	Granite Cutter And Polisher	2	0	2	0	0	0	2	0	2
	Guest Relations Officer	0	1	1	0	0	0	0	1	1
	Handyman/Handywoman, Building Maintenance	1	0	1	0	0	0	1	0	1
	Head Cook	41	1	42	0	0	0	41	1	42
	Health And Safety Manager	1	0	1	0	0	0	1	0	1
	Helper, Kitchen, Non-Domestic	1	3	4	0	0	0	1	3	4
	Housekeeper, Domestic	1	0	1	0	0	0	1	0	1
	Housekeepers And Related Workers, Institutional Nec	5	0	5	0	0	0	5	0	5
	Housekeeping And Related Service Workers, Domestic, Nec	1	0	1	0	0	0	1	0	1
	Housemaid	1	0	1	0	0	0	1	0	1
	Indian Chef	18	0	18	0	0	0	18	0	18
	Indian Sweet Maker	8	0	8	0	0	0	8	0	8
	Instructor, Swimming	1	0	1	0	0	0	1	0	1

Table 38 (Cont'd)- Number of valid work permits and certificates of exemption by industrial group, occupation & sex, as at end of June 2023

Industrial Group	Occupation	Valid Work Permits			Certificates of Exemption			Grand Total		
		Male	Female	Both sexes	Male	Female	Both sexes	Male	Female	Both sexes
Hotels and Restaurants (cont'd)	It Assistant	1	0	1	0	0	0	1	0	1
	Machine Operator, Bakery Products	1	0	1	0	0	0	1	0	1
	Machine Operator, Colour Film Developing	2	0	2	0	0	0	2	0	2
	Machine Operator, Foodstuffs Dehydrating	3	0	3	0	0	0	3	0	3
	Machine Operator, Packing	11	0	11	0	0	0	11	0	11
	Machine Operator, Sewing	2	0	2	0	0	0	2	0	2
	Manager Restaurant	3	0	3	0	0	0	3	0	3
	Manager, Social Club	1	0	1	0	0	0	1	0	1
	Managing Supersor, Guest House	1	0	1	0	0	0	1	0	1
	Managing Supervisors Of Restaurants, Hotels And Guest Houses, Nec	6	0	6	0	0	0	6	0	6
	Marble Setter	1	0	1	0	0	0	1	0	1
	Media Planner	1	0	1	0	0	0	1	0	1
	Musician	1	2	3	0	0	0	1	2	3
	Office Manager, Employers' Organisation	1	1	2	0	0	0	1	1	2
	Office Manager, Political Party	1	0	1	0	0	0	1	0	1
	Operations Manager	0	1	1	0	0	0	0	1	1
	Pastry Maker	5	0	5	0	0	0	5	0	5
	Pastry Maker/Cook	0	4	4	0	0	0	0	4	4
	Precision Grinding-Machine Setter-Operator	1	0	1	0	0	0	1	0	1
	Public Relations Officer	1	1	2	0	0	0	1	1	2
	Receptionist	2	2	4	0	0	0	2	2	4
	Room Service Manager	3	0	3	0	0	0	3	0	3
	Sailing Instructor	2	0	2	0	0	0	2	0	2
	Salesperson, Telephone	0	1	1	0	0	0	0	1	1
	Snack Maker	4	0	4	0	0	0	4	0	4
	Sous Chef	15	0	15	0	0	0	15	0	15
	Spa Therapist	0	10	10	0	0	0	0	10	10
	Sports Coach	5	1	6	0	0	0	5	1	6
	Supervisor And Foreman, Machine Packing And Labelling	3	0	3	0	0	0	3	0	3
	Sushi Chef	2	2	4	0	0	0	2	2	4
	Tailor, General	1	0	1	0	0	0	1	0	1
	Tandoor Cook	1	0	1	0	0	0	1	0	1
	Tandoori Specialist	1	0	1	0	0	0	1	0	1
	Team Leader	1	0	1	0	0	0	1	0	1
	Travel Guide	0	1	1	0	0	0	0	1	1
	"Volontaire De Solidarite Internationale (Vsi)"	0	0	0	0	1	1	0	1	1
	Waiter, Waitress General	2	0	2	0	0	0	2	0	2
	Waiter/Waitress	1	1	2	0	0	0	1	1	2
	Working Proprietor, Tailoring Establishment/Boutique	0	1	1	0	0	0	0	1	1
	Sub Total	495	52	547	0	1	1	495	53	548
Information Technology	Cabinet Maker	3	0	3	0	0	0	3	0	3
	Consultant, Business Process Engineering	0	1	1	0	0	0	0	1	1
	Director/Chief Executive, Corporate Organisation (Private Sector)	1	0	1	0	0	0	1	0	1
	Director/Chief Executive, Para Statal Organisation	2	0	2	0	0	0	2	0	2
	Executive Officer	0	1	1	0	0	0	0	1	1
	Finance Consultant	1	0	1	0	0	0	1	0	1
	Handyman/Handywoman, Building Maintenance	2	0	2	0	0	0	2	0	2
	Housemaid	0	1	1	0	0	0	0	1	1
	Information Manager	0	1	1	0	0	0	0	1	1
	Manager Project	1	0	1	0	0	0	1	0	1
	Manager, Communications	0	1	1	0	0	0	0	1	1
	Medical Records Organiser	0	1	1	0	0	0	0	1	1
	Site Technician	1	0	1	0	0	0	1	0	1
	Not stated	2	0	2	0	0	0	2	0	2
	Sub Total	13	6	19	0	0	0	13	6	19
Financial Intermediation	Administration And Protocol Officer	0	0	0	0	1	1	0	1	1
	Administrative Assistant	0	0	0	0	1	1	0	1	1
	"Assistant Technique Sur Le Projet Economie Bleue De L'Iora"	0	0	0	1	0	1	1	0	1
	Auditor	0	1	1	0	0	0	0	1	1
	Branch Manager, Bank	5	1	6	0	0	0	5	1	6
	"Charge De Mission Regional Pour La Prospective Economique Et Pilotage Czz"	0	0	0	1	0	1	1	0	1
	"Charge(E) De Mission Developpement Urbain"	0	0	0	0	0	0	0	0	0
	Chief Operating Officer	0	0	0	2	1	3	2	1	3
	Consultant	0	0	0	0	0	0	0	0	0
	Corporate Credit Manager	2	0	2	0	1	1	2	1	3
	Corporate Secretary	0	0	0	1	0	1	1	0	1
	Coverage Officer	0	0	0	0	1	1	0	1	1
	Deputy Director	0	0	0	1	0	1	1	0	1
	Deputy Group Managing Director & Compliance And Risk Management	0	0	0	0	1	1	0	1	1
	Deputy Group Md & General Counsel	0	0	0	1	0	1	1	0	1
	Director General(Ad Int.), Td/Coverage Executive	0	0	0	0	1	1	0	1	1
	Director, Eastern And Southern African Trade Advisers Limited (Esatal)	0	0	0	1	0	1	1	0	1

Table 38 (Cont'd)- Number of valid work permits and certificates of exemption by industrial group, occupation & sex, as at end of June 2023

Industrial Group	Occupation	Valid Work Permits			Certificates of Exemption			Grand Total		
		Male	Female	Both sexes	Male	Female	Both sexes	Male	Female	Both sexes
Financial Intermediation (cont'd)	Director/Chief Executive, Corporate Organisation (Private Sector)	2	0	2	0	0	0	2	0	2
	Director/Chief Executive, Para Statal Organisation	2	0	2	0	0	0	2	0	2
	Directors/Chief Executives, Nec	1	0	1	0	0	0	1	0	1
	Equity Investment Manager/Co-Lead Asset Management	0	0	0	0	1	1	0	1	1
	Executive Director, Trade Captive Insurance	0	0	0	1	0	1	1	0	1
	Executive, Corporate Affairs And Investors Relation	0	0	0	0	1	1	0	1	1
	Executive, Human Resources & Administration	0	0	0	1	0	1	1	0	1
	Finance Manager	2	1	3	0	0	0	2	1	3
	Fisherman/Deckhand	0	0	0	4	0	4	4	0	4
	Government Tax, And Treasury Officers, Nec	1	0	1	0	0	0	1	0	1
	Head Of Department	1	0	1	0	0	0	1	0	1
	Head, Corporate Services	0	0	0	0	0	0	0	0	0
	Head, Coverage, Indian Ocean-Lusophone Africa	0	0	0	1	0	1	1	0	1
	Head, Still Room Hands	1	0	1	0	1	1	1	1	2
	Insurance Manager	4	1	5	0	0	0	4	1	5
	Liaison Officer, Duty Free Shop	1	0	1	0	0	0	1	0	1
	Manager, Communications	1	0	1	0	0	0	1	0	1
	"Nouvelle Coordinatrice Ocean Indien"	0	0	0	0	1	1	0	1	1
	"Nouvelle Directrice"	0	0	0	0	1	1	0	1	1
	Organisation	1	0	1	0	0	0	1	0	1
	Office Manager, Employers' Organisation	2	0	2	0	0	0	2	0	2
	Office Manager, Political Party	1	0	1	0	0	0	1	0	1
	Oiler	0	0	0	1	0	1	1	0	1
	Operations Manager	1	0	1	0	0	0	1	0	1
	President & Ceo Of Trade And Development Bank	0	0	0	1	0	1	1	0	1
	Principal Country Programme	0	0	0	0	1	1	0	1	1
	Risk Advisory	1	0	1	0	0	0	1	0	1
	Senior Advisor, Infrastructure And Public Private Partnerships	0	0	0	1	0	1	1	0	1
	Technical Assistant	0	0	0	1	0	1	1	0	1
	Technical Manager	1	0	1	0	0	0	1	0	1
	Treasury & Corporate Services Officer	0	0	0	0	1	1	0	1	1
	Volontaire International (Vi)	0	0	0	2	2	4	2	2	4
	Young Professional In Coverage	0	0	0	0	1	1	0	1	1
	Sub Total	30	4	34	21	17	38	51	21	72
Real Estate, Renting and Business Activities	Accountants, Nec	1	0	1	0	0	0	1	0	1
	Administrative Manager	0	1	1	0	0	0	0	1	1
	Aluminium Fabricator	1	0	1	0	0	0	1	0	1
	Apprentice, Air Conditioning And Refrigeration	5	0	5	0	0	0	5	0	5
	Architect, Landscape	1	0	1	0	0	0	1	0	1
	Baby Sitter	0	1	1	0	0	0	0	1	1
	Cabinet Maker	1	0	1	0	0	0	1	0	1
	Call Centre Operator	0	1	1	0	0	0	0	1	1
	Carpenter, General	3	0	3	0	0	0	3	0	3
	Civil Engineering Technicians, Nec	1	0	1	0	0	0	1	0	1
	Commercial Representative, Sales	0	1	1	0	0	0	0	1	1
	Companies Officer	0	1	1	0	0	0	0	1	1
	Computer Assistants, Nec	1	0	1	0	0	0	1	0	1
	Construction Carpenter	1	0	1	0	0	0	1	0	1
	Constructional Steel Erector	1	0	1	0	0	0	1	0	1
	Cook, Chinese Cuisine	1	0	1	0	0	0	1	0	1
	Cooks, Nec	1	0	1	0	0	0	1	0	1
	Corporate Credit Manager	0	1	1	0	0	0	0	1	1
	Decorator, Interior	1	0	1	0	0	0	1	0	1
	Sector)	1	0	1	0	0	0	1	0	1
	Ductman	15	0	15	0	0	0	15	0	15
	Electrical Engineering Technician	2	0	2	0	0	0	2	0	2
	Electrical Engineering Technician General	1	0	1	0	0	0	1	0	1
	Electrical Engineering Technician, High Voltage	2	0	2	0	0	0	2	0	2
	Electrical Engineering Technicians, Nec	1	0	1	0	0	0	1	0	1
	Electrician, General	7	0	7	0	0	0	7	0	7
	Electronics Mechanic	1	0	1	0	0	0	1	0	1
	Engineer, Aeronautical	3	0	3	0	0	0	3	0	3
	Excavator Loader On P Types	1	0	1	0	0	0	1	0	1
	Executive Officer	1	0	1	0	0	0	1	0	1
	Finance Consultant	1	0	1	0	0	0	1	0	1
	Finance Director	1	0	1	0	0	0	1	0	1
	Fitter, Industrial Machinery, General	1	0	1	0	0	0	1	0	1
	Gas And Electric Welder, General	3	0	3	0	0	0	3	0	3
	Green House And Budding Operator	3	0	3	0	0	0	3	0	3
	Housemaid	0	1	1	0	0	0	0	1	1
	Machine Helper	10	0	10	0	0	0	10	0	10
	Machine Operator, Cellophane Bag Production	1	0	1	0	0	0	1	0	1
	Machine Operator, Colour Film Developing	3	0	3	0	0	0	3	0	3
	Machine Operator, Packing	80	1	81	0	0	0	80	1	81

Table 38 (Cont'd)- Number of valid work permits and certificates of exemption by industrial group, occupation & sex, as at end of June 2023

Industrial Group	Occupation	Valid Work Permits			Certificates of Exemption			Grand Total		
		Male	Female	Both sexes	Male	Female	Both sexes	Male	Female	Both sexes
Real Estate, Renting and Business Activities (cont'd)	Machine Operator, Printing General	2	0	2	0	0	0	2	0	2
	Machine Operator, Sewing	7	0	7	0	0	0	7	0	7
	Maintenance Manager	1	0	1	0	0	0	1	0	1
	Manager Project	0	1	1	0	0	0	0	1	1
	Manager, Communications	0	1	1	0	0	0	0	1	1
	Managing Director, Hotel	0	1	1	0	0	0	0	1	1
	Managing Supervisor, Business Consultancy	1	0	1	0	0	0	1	0	1
	Marketing Manager	0	1	1	0	0	0	0	1	1
	Mason, General	7	0	7	0	0	0	7	0	7
	Metal Working Machine Setter Operator, General	1	0	1	0	0	0	1	0	1
	Other Machinery Mechanics And Fitters, Nec	1	0	1	0	0	0	1	0	1
	Packer, Hand	1	0	1	0	0	0	1	0	1
	Photographer, General	1	0	1	0	0	0	1	0	1
	Pipe Fitter, General	2	0	2	0	0	0	2	0	2
	Plant Maintenance Mechanic	1	0	1	0	0	0	1	0	1
	Plumber, General	17	0	17	0	0	0	17	0	17
	Printing-Machinery Fitter	1	0	1	0	0	0	1	0	1
	Quality Controller, Dairy And Related Food Products	1	0	1	0	0	0	1	0	1
	Quality Controller, Textiles	1	0	1	0	0	0	1	0	1
	Sales Consultant	0	1	1	0	0	0	0	1	1
	Sales Manager	0	1	1	0	0	0	0	1	1
	Sales Representative Technical	0	1	1	0	0	0	0	1	1
	Scaffolder	2	0	2	0	0	0	2	0	2
	Slitting Plant Operator, Iron Sheet	1	0	1	0	0	0	1	0	1
	Structural Metal Preparers And Erectors, Nec	1	0	1	0	0	0	1	0	1
	Supervisor And Foreman, Metal Moulding And Coremaking	1	0	1	0	0	0	1	0	1
	Supervisor, Panel Checking	1	0	1	0	0	0	1	0	1
	Swimming Pool Caretaker	7	0	7	0	0	0	7	0	7
	Technical Service Adviser	0	1	1	0	0	0	0	1	1
	Technician / Programmer	1	0	1	0	0	0	1	0	1
	Technician, Telephones	1	0	1	0	0	0	1	0	1
	Technologist, Printing	2	0	2	0	0	0	2	0	2
	Tent Decorator	9	0	9	0	0	0	9	0	9
	Tent Erector	47	0	47	0	0	0	47	0	47
	Translator	1	0	1	0	0	0	1	0	1
	Welder, Mig	1	0	1	0	0	0	1	0	1
	Welders And Flame-Cutters, Nec	6	0	6	0	0	0	6	0	6
	Working Proprietor, Metal Works & Fabrication	1	0	1	0	0	0	1	0	1
	Works Manager	0	1	1	0	0	0	0	1	1
	Sub Total	284	17	301	0	0	0	284	17	301
Public Administration and Defence; Compulsory Social Security	Able Body	0	0	0	2	0	2	2	0	2
	Adviser, Breast Surgery	0	0	0	1	0	1	1	0	1
	Chief Engineer	0	0	0	2	0	2	2	0	2
	Chief Engineer Officer	0	0	0	1	0	1	1	0	1
	Chief General Manager	0	0	0	1	0	1	1	0	1
	Chief Staff Officer (Tech And Training)	0	0	0	1	0	1	1	0	1
	Chief Staff Officer(Operations)	0	0	0	1	0	1	1	0	1
	Chinese Volunteer Teacher	0	0	0	2	16	18	2	16	18
	Commandant	0	0	0	1	0	1	1	0	1
	Commander	0	0	0	1	0	1	1	0	1
	Commander (Jg)	0	0	0	1	0	1	1	0	1
	Commanding Officer	0	0	0	1	0	1	1	0	1
	Commanding Officer Cgs Barracuda	0	0	0	1	0	1	1	0	1
	Consultant	0	0	0	2	0	2	2	0	2
	Consultant For The Implementation Of E-Procurement Project	0	0	0	2	0	2	2	0	2
	Contract Specialist	0	0	0	1	0	1	1	0	1
	Cook	0	0	0	2	0	2	2	0	2
	Coordinator Adviser	0	0	0	1	0	1	1	0	1
	Deputy Light Rail Commissioner	0	0	0	1	0	1	1	0	1
	Deputy Manager (Des) For The Early Digital Learning Programme (Edlp)	0	0	0	1	0	1	1	0	1
	"Directeur Technique National(Dtn) In Basketball"	0	0	0	1	0	1	1	0	1
	"Directeur Technique National" (Dtn) In Boxing	0	0	0	1	0	1	1	0	1
	"Directeur Technique National" In Volleyball	0	0	0	1	0	1	1	0	1
	"Directeur Technique National" (Dtn) In Weightlifting	0	0	0	1	0	1	1	0	1
	Director / Ceo	0	0	0	1	0	1	1	0	1
	Director Of The Integrity Reporting Services Agency	0	0	0	1	0	1	1	0	1
	Electrical Engineer	0	0	0	1	0	1	1	0	1
	Electrical Technician	0	0	0	1	0	1	1	0	1
	Flight Operation Inspector	0	0	0	1	0	1	1	0	1
	Geotechnical Expert	0	0	0	1	0	1	1	0	1
	Hardware Technician	0	0	0	1	0	1	1	0	1
	Head Coach Of Liverpool Football Club Academy (Mauritius)	0	0	0	1	0	1	1	0	1
	International Sportsground Technician	0	0	0	1	0	1	1	0	1
	It Engineer And Trainer	0	0	0	2	0	2	2	0	2
	Master	0	0	0	2	0	2	2	0	2
	Mechanical Engineer	0	0	0	1	0	1	1	0	1

Table 38 (Cont'd)- Number of valid work permits and certificates of exemption by industrial group, occupation & sex, as at end of June 2023

Industrial Group	Occupation	Valid Work Permits			Certificates of Exemption			Grand Total		
		Male	Female	Both sexes	Male	Female	Both sexes	Male	Female	Both sexes
Public Administration and Defence; Compulsory Social Security (cont'd)	Mechanical Technician	0	0	0	1	0	1	1	0	1
	National Security Adviser	0	0	0	1	0	1	1	0	1
	Naval Officer	0	0	0	3	0	3	3	0	3
	Officer In Charge, National Coast Guard Commando Unit	0	0	0	1	0	1	1	0	1
	Oiler	0	0	0	2	0	2	2	0	2
	Oow Deck	0	0	0	2	0	2	2	0	2
	Oow Engineer	0	0	0	2	0	2	2	0	2
	Other Business And Administrative Professionals, Nec	1	0	1	0	0	1	1	0	1
	Petty Officer Survey Recorders	0	0	0	2	0	2	2	0	2
	Physiotherapist	0	2	2	0	0	0	2	0	2
	Physiotherapists And Related Associate Professionals, Nec	2	0	2	0	0	0	2	0	2
	Pilot	0	0	0	1	0	1	1	0	1
	Project Coordinator	0	0	0	1	1	2	1	1	2
	Project Manager	0	0	0	2	0	2	2	0	2
	Resident Inspector For The Provision Of Regulatory Safety Oversight Functions In The Field Of Air Navigation Services	0	0	0	1	0	1	1	0	1
	Second In Command, Police Helicopter Squadron	0	0	0	1	0	1	1	0	1
	Skipper	0	0	0	1	0	1	1	0	1
	Specialist Sports Surface Contract Manager	0	0	0	1	0	1	1	0	1
	Sportsground Technician	0	0	0	1	0	1	1	0	1
	Staff Observer, Maritime Air Squadron	0	0	0	1	0	1	1	0	1
	Staff Qfl, Maritime Air Squadron	0	0	0	1	0	1	1	0	1
	Supervisor For Field Activities	0	0	0	1	0	1	1	0	1
	Supply Teacher - Modern Chinese	0	0	0	1	1	1	0	1	1
	Technical Expert	0	0	0	3	0	3	3	0	3
	Technical Officer Coast Guard Ship Barracuda	0	0	0	1	0	1	1	0	1
	Trust And Corporate Administrator	1	0	1	0	0	0	1	0	1
	Vessel Traffic System (Vts) Professional	0	0	0	4	0	4	4	0	4
	"Volontaire De Solidarite Internationale (Vsi)"	0	0	0	0	2	2	0	2	2
	"Volontaire Internationale En Entreprise(Vie)"	0	0	0	5	9	14	5	9	14
	Sub Total	4	2	6	83	29	112	87	31	118
Education	"Academic Chair In Ayurvedic System Of Medicine "	0	0	0	1	0	1	2	0	1
	Associate Professor	0	0	0	1	1	2	2	1	2
	"Attache Culturel"	0	0	0	1	0	1	2	0	1
	"Chef D'Etablissement"	0	0	0	1	1	2	2	1	2
	Chinese Teacher	0	0	0	1	4	5	2	4	5
	Commissioner	0	0	0	1	0	1	2	0	1
	Company Secretary	1	1	2	0	0	0	1	1	2
	"Conseiller De Cooperation Et D'Action Culturelle/Directrice"	0	0	0	0	1	1	0	1	1
	"Conseiller Principal D'Education"	0	0	0	0	1	1	0	1	1
	"Conseillere Principale D'Education (Cpe) "	0	0	0	0	1	1	0	1	1
	Consultant , Education	1	0	1	0	0	0	1	0	1
	Cook, Indian Cuisine	1	0	1	0	0	0	1	0	1
	Cooks, Nec	0	1	1	0	0	0	0	1	1
	Coordinator For Communication And Student Life	0	0	0	0	1	1	0	1	1
	"Directeur Administratif Et Financier"	0	0	0	1	0	1	2	0	1
	"Directeur D'Ecole"	0	0	0	1	0	1	2	0	1
	Director Of Confucius Institute At University Of Mauritius	0	0	0	0	1	1	0	1	1
	"Enseignant Conseiller Pedagogique"	0	0	0	0	1	1	0	1	1
	"Enseignante En Ecole Primaire"	0	0	0	0	1	1	0	1	1
	"Enseignante Maitre Formateur"	0	0	0	0	1	1	0	1	1
	Fine Arts Teacher	1	0	1	0	0	0	1	0	1
	Graphic Artist	1	0	1	0	0	0	1	0	1
	Head Cook	1	0	1	0	0	0	1	0	1
	International Expert	0	0	0	0	1	1	0	1	1
	Interpreter	0	0	0	2	0	2	4	0	2
	Language And Literature Secondary Education Teacher	1	0	1	0	0	0	1	0	1
	Managing Director, Hotel	0	1	1	0	0	0	0	1	1
	Mandarin Teacher	0	0	0	0	1	1	0	1	1
	Office Manager, Special Economic Interest Organisations	0	1	1	0	0	0	0	1	1
	Oriental Language Teacher	0	3	3	0	0	0	0	3	3
	Other Teaching Associate Professionals, Nec	1	0	1	0	0	0	1	0	1
	Primary School Teacher	0	1	1	0	0	0	0	1	1
	"Professeur"	0	0	0	1	0	1	2	0	1
	"Professeur D'Allemand"	0	0	0	0	1	1	0	1	1
	"Professeur D'Anglais"	0	0	0	0	2	2	0	2	2
	"Professeur De Documentation"	0	0	0	0	1	1	0	1	1
	"Professeur Des Ecoles "	0	0	0	1	9	10	2	9	10
	"Professeur D'Economie Et Gestion"	0	0	0	1	1	2	2	1	2
	"Professeur D'Education Physique Et Sportive"	0	0	0	2	0	2	4	0	2
	"Professeur D'Espagnol"	0	0	0	0	2	2	0	2	2
	"Professeur D' Histoire Et Geographie"	0	0	0	2	3	5	4	3	5
	"Professeur De Lettres Modernes"	0	0	0	0	3	3	0	3	3
	"Professeur De Mathematiques"	0	0	0	7	0	7	14	0	7

Table 38 (Cont'd)- Number of valid work permits and certificates of exemption by industrial group, occupation & sex, as at end of June 2023

Industrial Group	Occupation	Valid Work Permits			Certificates of Exemption			Grand Total		
		Male	Female	Both sexes	Male	Female	Both sexes	Male	Female	Both sexes
Education (cont'd)	"Professeur De Philosophie"	0	0	0	2	1	3	4	1	3
	'Professeur Des Sciences De La Vie Et De La Terre'	0	0	0	1	1	2	2	1	2
	"Professeur De Sciences Economiques Et Sociales"	0	0	0	1	1	2	2	1	2
	"Professeur De Sciences Physiques"	0	0	0	2	0	2	4	0	2
	"Professeur Des Sciences Physiques Et Chimiques"	0	0	0	1	1	2	2	1	2
	Professor In Landscape Architecture	0	0	0	1	0	1	2	0	1
	"Proviseur"	0	0	0	2	0	2	4	0	2
	Regional Teaching Excellence Lead	0	0	0	1	0	1	2	0	1
	Sabbatical Researcher On "Tropical Island Biodiversity, Ecology And Conservation" And To Be Involved In Vegetation Dynamics Research	0	0	0	1	0	1	2	0	1
	Secondary Education Teacher	0	2	2	0	0	0	0	2	2
	Secretary General	0	0	0	1	0	1	2	0	1
	Senior Administrator Of Hindu Religious Organisation	1	0	1	0	0	0	1	0	1
	Senior Teacher	0	0	0	1	0	1	2	0	1
	Teacher, Special Education For The Physically Handicapped	1	0	1	0	0	0	1	0	1
	Visiting Postdoctoral Researcher/Visiting Scholar	0	0	0	1	0	1	2	0	1
	Visiting Professor	0	0	0	4	0	4	8	0	4
	"Volontaire De Solidarite Internationale(Vsi)"	0	0	0	0	1	1	0	1	1
	Volunteer Chinese Language Teacher	0	0	0	0	1	1	0	1	1
	Yoga Instructor	0	2	2	0	0	0	0	2	2
	Sub Total	10	12	22	43	44	87	96	56	109
Health and Social Work	Auxiliary Nurse	0	1	1	0	0	0	0	1	1
	Ayurvedic Physicians	1	1	2	0	0	0	1	1	2
	Ayurvedic Therapist	3	2	5	0	0	0	3	2	5
	Biochemist, General	1	0	1	0	0	0	1	0	1
	Cardiac Anaesthetist	0	0	0	2	0	2	0	0	2
	Cardiac Surgeon	0	0	0	1	0	1	1	0	1
	Carer	0	1	1	0	0	0	0	1	1
	Carer, Home	0	1	1	0	0	0	0	1	1
	Chemical Laboratory Assistant, Medical Technician	1	0	1	0	0	0	1	0	1
	Child Development Officer	0	1	1	0	0	0	0	1	1
	Cook, Hospital	1	0	1	0	0	0	1	0	1
	Cook, Indian Cuisine	6	0	6	0	0	0	6	0	6
	Cooks, Nec	2	0	2	0	0	0	2	0	2
	Fast Food Operators	1	0	1	0	0	0	1	0	1
	Health Care Assistant	7	0	7	0	0	0	7	0	7
	Industrial Nurse	0	1	1	0	0	0	0	1	1
	Laboratory Technician	1	1	2	0	0	0	1	1	2
	Laboratory Technician, Chemical Laboratory	4	1	5	0	0	0	4	1	5
	Laboratory Technician, Physical Laboratory	2	2	4	0	0	0	2	2	4
	Laboratory Technicians, Nec	4	0	4	0	0	0	4	0	4
	Managing Supervisor, Beauty Salon;	0	1	1	0	0	0	0	1	1
	Medical Doctor Anaesthesia	6	0	6	0	0	0	6	0	6
	Medical Doctor, Gynaecology	1	0	1	0	0	0	1	0	1
	Medical Doctor, Radiology	2	0	2	0	0	0	2	0	2
	Medical Laboratory Technician	4	0	4	0	0	0	4	0	4
	Medical Science Technician	1	0	1	0	0	0	1	0	1
	Midwife	0	1	1	0	0	0	0	1	1
	Nurse	1	2	3	0	0	0	1	2	3
	Nurse Educator, Associate Professional	1	0	1	0	0	0	1	0	1
	Nursery Attendant	1	0	1	0	0	0	1	0	1
	Nursery Skilled Worker	1	1	2	0	0	0	1	1	2
	Nursing And Midwifery Professionals, Nec	1	4	5	0	0	0	1	4	5
	Nursing Officer	57	61	118	0	0	0	57	61	118
	Nursing Superintendent	1	3	4	0	0	0	1	3	4
	Nursing Tutor	1	0	1	0	0	0	1	0	1
	Occupational Therapist	0	1	1	0	0	0	0	1	1
	Optometrist	1	1	2	0	0	0	1	1	2
	Orthopaedic Technician	1	0	1	0	0	0	1	0	1
	Ot Technician	1	0	1	0	0	0	1	0	1
	Pathologist, Forensic	2	0	2	0	0	0	2	0	2
	Radiographer	5	1	6	0	0	0	5	1	6
	Registered Nurse	1	1	2	0	0	0	1	1	2
	Religious Professionals, Nec	1	0	1	0	0	0	1	0	1
	Repairer, Dental Instrument	1	0	1	0	0	0	1	0	1
	Spa Therapist	5	5	10	0	0	0	5	5	10
	Specialised Nurse	15	20	35	0	0	0	15	20	35
	Student Nurse	0	1	1	0	0	0	0	1	1
	Surgeon, General	1	0	1	0	0	0	1	0	1
	Teacher, Nursery School	0	1	1	0	0	0	0	1	1
	Technical Officer	1	0	1	0	0	0	1	0	1
	Veterinarian, General	0	1	1	0	0	0	0	1	1
	'Volontaire International En Entreprise (Vie)'	0	0	0	0	1	1	0	1	1
	Yoga Instructor	1	0	1	0	0	0	1	0	1
	Sub Total	148	117	265	3	1	4	151	118	269

Table 38 (Cont'd)- Number of valid work permits and certificates of exemption by industrial group, occupation & sex, as at end of June 2023

Industrial Group	Occupation	Valid Work Permits			Certificates of Exemption			Grand Total		
		Male	Female	Both sexes	Male	Female	Both sexes	Male	Female	Both sexes
Other Community, Social and Personal Service	Adviser And Manager	0	0	0	1	0	1	1	0	1
	Architect, Building	17	0	17	0	0	0	17	0	17
	Architect, Landscape	29	0	29	0	0	0	29	0	29
	Biologist, General	6	4	10	0	0	0	6	4	10
	Biologists, Botanists, Zoologists And Related Professionals, Nec	2	2	4	0	0	0	2	2	4
	Carer	0	2	2	0	0	0	0	2	2
	Carpenter, General	3	0	3	0	0	0	3	0	3
	Chef	0	0	0	1	0	1	1	0	1
	Chief Steward/Stewardess, Ship	1	0	1	0	0	0	1	0	1
	Choreographers And Dancers, N.E.C.	1	0	1	0	0	0	1	0	1
	Clerk, Religious Organisation	2	0	2	0	0	0	2	0	2
	College, University And Higher Education Teaching Professionals, Nec	1	0	1	0	0	0	1	0	1
	Commonwealth National Climate Finance Adviser	0	0	0	1	0	1	1	0	1
	Conservation Officer	3	2	5	0	0	0	3	2	5
	Consultancy Services For Digital Advisory Services For The Public Sector In Mauritius - Support To Resilience Through Digital Transformation And Capacity Development	0	0	0	1	0	1	1	0	1
	Consultancy To Support The Operations And Programme Unit Of The Country Office	0	0	0	2	0	2	2	0	2
	Consultant	0	0	0	2	0	2	2	0	2
	Cook, Indian Cuisine	1	0	1	0	0	0	1	0	1
	" Coordinatrice De Projets Apsa "	0	0	0	0	1	1	0	1	1
	Dancer	1	0	1	0	0	0	1	0	1
	Decorator, Interior	1	0	1	0	0	0	1	0	1
	Development Coordinator Officer, Strategic Planning And Rco Team Leader	0	0	0	1	0	1	1	0	1
	Director	0	0	0	2	1	3	2	1	3
	Director Of Iora	0	0	0	0	1	1	0	1	1
	Director, Corporate Services	0	0	0	1	0	1	1	0	1
	Directors/Chief Executives, Nec	0	1	1	0	0	0	0	1	1
	Dry-Cleaning Machine Operator	2	0	2	0	0	0	2	0	2
	Economics Specialist	0	0	0	1	0	1	1	0	1
	Electrotherapist	0	1	1	0	0	0	0	1	1
	Engineer Electrical	3	0	3	0	0	0	3	0	3
	Expert In Fisheries Management	0	0	0	0	1	1	0	1	1
	Expert Maritime Law Enforcement Mentor	0	0	0	1	0	1	1	0	1
	Foot Massage Therapist	0	1	1	0	0	0	0	1	1
	Football Player	22	0	22	0	0	0	22	0	22
	Giz Project Director	0	0	0	1	0	1	1	0	1
	Glass, Ceramics And Related Painters And Decorators, Nec	3	0	3	0	0	0	3	0	3
	Helper Of H.E. Salman Al Farisi, Second Secretary General	0	0	0	1	0	1	1	0	1
	Housemaid	1	0	1	0	0	0	1	0	1
	Ict Advisor	0	0	0	0	1	1	0	1	1
	Imam	3	0	3	0	0	0	3	0	3
	Individual Contractor	0	0	0	2	0	2	2	0	2
	Infrastructure Specialist	0	0	0	1	0	1	1	0	1
	Jockey, Professional	13	1	14	0	0	0	13	1	14
	Language And Literature Secondary Education Teacher	1	0	1	0	0	0	1	0	1
	Laundry Pressing Machine Operator	3	0	3	0	0	0	3	0	3
	Machine Operator, Drying, Laundry	40	0	40	0	0	0	40	0	40
	Machine Operator, Laundering	21	0	21	0	0	0	21	0	21
	Machine Operator, Sewing	4	0	4	0	0	0	4	0	4
	Machine Operator, Textile Washing	13	0	13	0	0	0	13	0	13
	Machine Operator, Washing, Textile Fibres	1	0	1	0	0	0	1	0	1
	Manager Restaurant	1	0	1	0	0	0	1	0	1
	Mandarin Teacher	0	0	0	1	0	1	1	0	1
	Maritime Law Enforcement Expert	0	0	0	1	0	1	1	0	1
	Marketing Manager	1	0	1	0	0	0	1	0	1
	Mason, Monument	2	0	2	0	0	0	2	0	2
	Minister Of Religion	15	5	20	0	0	0	15	5	20
	Missionary	4	2	6	0	0	0	4	2	6
	Musician	18	0	18	0	0	0	18	0	18
	Muslim Priest / Islamic Cultural Teacher	1	0	1	0	0	0	1	0	1
	Nanny/Carer	0	0	0	0	1	1	0	1	1
	Non-Ordained Religious Associate Professionals, Nec	1	0	1	0	0	0	1	0	1
	Occupational Therapist	0	7	7	0	0	0	0	7	7
	Operations Manager	1	0	1	0	1	1	1	1	2
	Oriental Language Teacher	2	1	3	0	0	0	2	1	3
	Other Optical And Electronic Equipment Operators, Nec	1	0	1	0	0	0	1	0	1
	Painter, Artist	4	0	4	0	0	0	4	0	4
	Parish Priest	1	0	1	0	0	0	1	0	1
	Participant Of The Iora Nelson Mandela Internship Programme (Nmip)	0	0	0	3	0	3	3	0	3
	Plumbers And Pipe Fitters, Nec	4	0	4	0	0	0	4	0	4
	President	1	0	1	0	0	0	1	0	1

Table 38 (Cont'd)- Number of valid work permits and certificates of exemption by industrial group, occupation & sex, as at end of June 2023

Industrial Group	Occupation	Valid Work Permits			Certificates of Exemption			Grand Total		
		Male	Female	Both sexes	Male	Female	Both sexes	Male	Female	Both sexes
Other Community, Social and Personal Service (cont'd)	Priest	9	0	9	0	0	0	9	0	9
	Procurement Specialist, Operations Unit	0	0	0	1	0	1	1	0	1
	Programme Management Specialist	0	0	0	1	0	1	1	0	1
	Project Coordinator	1	0	1	0	0	0	1	0	1
	Religious & Social Worker	0	2	2	0	0	0	0	2	2
	Religious / Social Worker And Teacher In Confessional Schools	2	1	3	0	0	0	2	1	3
	Religious Professionals, Nec	29	4	33	0	0	0	29	4	33
	Religious Worker, Non-Ordained	20	23	43	0	0	0	20	23	43
	Sales Consultant	0	1	1	0	0	0	0	1	1
	Scientist/Engineer	0	0	0	1	0	1	1	0	1
	Scientist/Engineer "Sd"	0	0	0	2	0	2	2	0	2
	Scientist/ Engineer "Sf"	0	0	0	1	0	1	1	0	1
	Scientist/Engineer "Sg"	0	0	0	1	0	1	1	0	1
	Sculptor	29	0	29	0	0	0	29	0	29
	Sculptors, Painters And Related Workers, Nec	5	0	5	0	0	0	5	0	5
	Secondary Education Teacher	1	0	1	0	0	0	1	0	1
	Seconded Director	0	0	0	1	0	1	1	0	1
	Seconded Director To Iora Secretariat	0	0	0	0	1	1	0	1	1
	Secretary General	0	0	0	1	0	1	1	0	1
	Senior Administrator Of Christian Religious Organisation	41	31	72	0	0	0	41	31	72
	Senior Administrator Of Hindu Religious Organisation	48	0	48	0	0	0	48	0	48
	Senior Administrator Of Muslim Religious Organisation	23	0	23	0	0	0	23	0	23
	Interest Organisations, Nec	1	0	1	0	0	0	1	0	1
	Senior Administrators Of Religious Organisations, Nec	5	3	8	0	0	0	5	3	8
	Senior Development Coordination Officer	0	0	0	1	0	1	1	0	1
	Senior Development Coordination Officer, Economist	0	0	0	1	0	1	1	0	1
	Social Worker Professional	1	0	1	0	0	0	1	0	1
	Spa Therapist	0	13	13	0	0	0	0	13	13
	Sports Coach	3	0	3	0	0	0	3	0	3
	Sports Officer	1	0	1	0	0	0	1	0	1
	Surveyor, General	1	0	1	0	0	0	1	0	1
	Surveyor, Land	51	0	51	0	0	0	51	0	51
	Tabla Player	5	0	5	0	0	0	5	0	5
	Teacher, Special Education, Professional	0	2	2	0	0	0	0	2	2
	Technical Manager	1	0	1	0	0	0	1	0	1
	Tent Decorator	3	0	3	0	0	0	3	0	3
	Nec	5	0	5	0	0	0	5	0	5
	"Volontaire De Solidarite Internationale (Vsi)"	0	0	0	3	4	7	3	4	7
	"Volontaire International En Entreprise(Vie)"	0	0	0	12	13	25	12	13	25
	Wildlife/Conservation Volunteer	1	0	1	0	0	0	1	0	1
	Sub Total	541	109	650	50	25	75	591	134	725
Private Household With Employed Persons	Baby Sitter	0	1	1	0	0	0	0	1	1
	Building Caretakers, Nec	0	1	1	0	0	0	0	1	1
	Carer	31	23	54	0	0	0	31	23	54
	Carer, Home	0	2	2	0	0	0	0	2	2
	Cook, Indian Cuisine	1	0	1	0	0	0	1	0	1
	Domestic Helpers And Cleaners, Nec	0	2	2	0	0	0	0	2	2
	Executive Housekeeper	1	0	1	0	0	0	1	0	1
	Gardener	1	0	1	0	0	0	1	0	1
	Handyman/Handywoman, Building Maintenance	1	0	1	0	0	0	1	0	1
	Head Cook	0	1	1	0	0	0	0	1	1
	Housekeeper, Domestic	2	4	6	0	0	0	2	4	6
	Housekeeper, Institutional	0	2	2	0	0	0	0	2	2
	Housekeepers And Related Workers, Institutional Nec	0	1	1	0	0	0	0	1	1
	Housekeeping And Related Service Workers, Domestic, Nec	0	2	2	0	0	0	0	2	2
	Housemaid	33	15	48	0	0	0	33	15	48
	Machine Operator, Embroidery	1	0	1	0	0	0	1	0	1
	Machine Operator, Sewing	0	1	1	0	0	0	0	1	1
	Maid, Linen	1	0	1	0	0	0	1	0	1
	Matron Housekeeping	0	1	1	0	0	0	0	1	1
	Poultry Farmer	3	0	3	0	0	0	3	0	3
	School Caretaker	0	1	1	0	0	0	0	1	1
	Spa Therapist	0	1	1	0	0	0	0	1	1
	Sub Total	75	58	133	0	0	0	75	58	133
Extra-territorial Organisations and Bodies	"Agent Administratif"	0	0	0	5	6	11	5	6	11
	" Attache De Cooperation Educative Au Service De Cooperation Et D'Action Culturelle (Scae)"	0	0	0	1	0	1	1	0	1
	Caregiver	0	0	0	0	1	1	0	1	1
	"Charge De Mission Economique"	0	0	0	1	0	1	1	0	1
	"Chef Regional De Securite Operationnel"	0	0	0	1	0	1	1	0	1
	Chief Of Mission	0	0	0	0	1	1	0	1	1
	'Consule Ajointe/ Secretaire Generale'	0	0	0	0	1	1	0	1	1
Extra-territorial Organisations and Bodies	" Consule Ajointe / Cheffe De Chancellerie "	0	0	0	0	1	1	0	1	1

Table 38 (Cont'd)- Number of valid work permits and certificates of exemption by industrial group, occupation & sex, as at end of June 2023

Industrial Group	Occupation	Valid Work Permits			Certificates of Exemption			Grand Total		
		Male	Female	Both sexes	Male	Female	Both sexes	Male	Female	Both sexes
Extra-territorial	Cook Of H.E Mr. Kawaguchi, Ambassador Extraordinary And Plenipotentiary Of Japan To Mauritius	0	0	0	1	0	1	1	0	1
Organisations and	Domestic Assistant	0	0	0	0	1	1	0	1	1
Bodies	"Expert Confirme En Gestion De Programmes De Securite Alimentaire Et Nutritionnelle"	0	0	0	1	0	1	1	0	1
Extra-territorial	Fisheries Mcs Expert	0	0	0	1	0	1	1	0	1
Organisations and	Individual Contractor	0	0	0	0	1	1	0	1	1
Bodies (conf'd)	Individual Contractor For Grassroots Project	0	0	0	0	1	1	0	1	1
	Maid	0	0	0	0	2	2	0	2	2
	Senior Domestic Worker	0	0	0	0	1	1	0	1	1
	"Stagiaire A La Chancellerie Diplomatique"	0	0	0	0	1	1	0	1	1
	"Volontaire International En Entreprise (Vie)"	0	0	0	4	2	6	4	2	6
	Sub Total	0	0	0	15	19	34	15	19	34
Total		26164	4743	30907	5279	137	5416	31489	4880	36323

SECTION II



Section II - Rodrigues

1. Introduction

This section presents data on registered jobseekers for Rodrigues Island. The functioning of the Employment Information Centre in Rodrigues is similar to that in Mauritius.

2. Registered Unemployed

The number of registered unemployed as at the end of June 2023 was 3,743 (1,508 males and 2,235 females), while the number of registrants in employment amounted to 1,213 consisting of 544 males and 669 females (Table 1.1). 47% of the unemployed persons were aged between 16 and 29 years (Table 1.2).

Table 1.1 - Number of registered Unemployed and In Employment jobseekers by sex, as at end June 2023

Registered Jobseekers	Male	Female	Both sexes
Unemployed	1,508	2,235	3,743
In Employment	544	669	1,213
Total	2,052	2,904	4,956

Table 1.2 - Number of registered unemployed and in employment by sex and age group, as at end June 2023

Age group	Unemployed						In employment					
	Male		Female		Total		Male		Female		Total	
	Number	%	Number	%	Number	%	Number	%	Number	%	Number	%
16 - 29	715	47	1,043	47	1,758	47	277	51	322	48	599	49
30 - 39	396	26	770	34	1,166	31	153	28	247	37	400	33
40+	397	26	422	19	819	22	114	21	100	15	214	18
Total	1,508	100	2,235	100	3,743	100	544	100	669	100	1,213	100

The educational attainment of unemployed registrants was mainly in the category “Form I to V (including SC failed)” at 38%. Only 96 registrants had their Higher School Certificate. The length of unemployment of 18% of the registered unemployed was less than 2 years, and about 67% had been looking for work for 5 years or more. The average length of registration worked out to 4.1 years (Tables 1.3 and 1.4).

Table 1.3 - Registered unemployed jobseekers by qualification and sex, as at end of June 2023

Qualification	Male		Female		Total	
	Number	%	Number	%	Number	%
Education Nil + Std VI Failed	598	40	449	20	1,047	28
Standard VI Passed	188	12	226	10	414	11
Form I to V (including SC failed)	462	31	949	42	1,411	38
SC	217	14	512	23	729	19
HSC	30	2	66	3	96	3
Professional	13	1	33	1	46	1
Total	1,508	100	2,235	100	3,743	100

As regards previous work experience, 565 registrants had, in the past, worked or were qualified to work as “Craft & related trades workers”. The proportion of those who have never worked and did not possess any technical or professional qualifications is higher among female unemployed; 11% of the latter have never worked, compared to 3% of males unemployed (Table 1.5).

3. New registrants and re-registrants

For the month of June 2023, 19 new unemployed jobseekers have registered themselves consisting of 16 males and 3 females. The number of unemployed re-registrants and the number of unemployed jobseekers who reported for maintaining their registration are 37 (22 males and 15 females) and 867 (343 males and 524 females) respectively.

For in employment, there were 3 new registrant (2 males and 1 female) and 12 re-registrants (4 males and 8 females). 344 (140 males and 204 females) in employment registrants reported to the Employment Information Centres to maintain their registration (Table 1.6).

4. Registered unemployed with disabilities

Among the 3,743 unemployed registrants, there were 11 persons with disabilities who were looking for work comprising of 5 males and 6 females (Table 1.7).

Table 1.4 - Number of registered unemployed by qualification, length of registration, sex and age-group, Island of Rodrigues, as at end of June 2023

Qualification	Age-group Length of Registration	Male					Female					Both sexes				
		16 - 19	20 - 29	30 - 39	40+	Total	16 - 19	20 - 29	30 - 39	40+	Total	16 - 19	20 - 29	30 - 39	40+	Total
Education Nil +Std VI Failed	Less than 1 year	5	24	9	20	58	3	13	4	11	31	8	37	13	31	89
	1 yr but < 2 yrs	2	14	10	10	36	1	12	5	9	27	3	26	15	19	63
	2 yrs but < 3 yrs	0	12	4	2	18	0	8	2	6	16	0	20	6	8	34
	3 yrs but < 4 yrs	0	7	3	8	18	0	8	5	3	16	0	15	8	11	34
	4 yrs but < 5 yrs	0	5	6	2	13	0	7	8	5	20	0	12	14	7	33
	5 yrs and above	0	34	145	276	455	0	23	127	189	339	0	57	272	465	794
	Total	7	96	177	318	598	4	71	151	223	449	11	167	328	541	1,047
Standard VI (Passed)	Less than 1 year	7	6	1	3	17	3	9	2	2	16	10	15	3	5	33
	1 yr but < 2 yrs	1	6	1	0	8	1	8	5	2	16	2	14	6	2	24
	2 yrs but < 3 yrs	0	3	2	1	6	0	2	2	0	4	0	5	4	1	10
	3 yrs but < 4 yrs	0	5	0	0	5	0	7	0	1	8	0	12	0	1	13
	4 yrs but < 5 yrs	0	6	0	0	6	0	9	2	1	12	0	15	2	1	18
	5 yrs and above	0	53	66	27	146	0	65	63	42	170	0	118	129	69	316
	Total	8	79	70	31	188	4	100	74	48	226	12	179	144	79	414
Form I to V (including SC failed)	Less than 1 year	25	35	3	1	64	24	39	3	2	68	49	74	6	3	132
	1 yr but < 2 yrs	10	57	4	0	71	7	61	3	0	71	17	118	7	0	142
	2 yrs but < 3 yrs	1	37	2	1	41	0	34	2	1	37	1	71	4	2	78
	3 yrs but < 4 yrs	0	21	1	1	23	0	48	7	2	57	0	69	8	3	80
	4 yrs but < 5 yrs	0	33	2	3	38	0	52	6	2	60	0	85	8	5	98
	5 yrs and above	0	90	99	36	225	0	199	345	112	656	0	289	444	148	881
	Total	36	273	111	42	462	31	433	366	119	949	67	706	477	161	1,411

Table 1.4 (cont'd) - Number of registered unemployed by qualification, length of registration, gender and age group, Island of Rodrigues, as at end of June 2023

Qualification	Age-group Length of Registration	Male					Female					Both sexes				
		16 - 19	20 - 29	30 - 39	40+	Total	16 - 19	20 - 29	30 - 39	40+	Total	16 - 19	20 - 29	30 - 39	40+	Total
SC	Less than 1 year	13	16	0	0	29	20	15	0	0	35	33	31	0	0	64
	1 yr but < 2 yrs	4	30	0	0	34	5	32	0	1	38	9	62	0	1	72
	2 yrs but < 3 yrs	0	13	0	0	13	0	32	0	0	32	0	45	0	0	45
	3 yrs but < 4 yrs	0	23	0	0	23	0	34	0	2	36	0	57	0	2	59
	4 yrs but < 5 yrs	0	13	3	0	16	0	30	0	1	31	0	43	3	1	47
	5 yrs and above	0	63	33	6	102	0	154	161	25	340	0	217	194	31	442
	Total	17	158	36	6	217	25	297	161	29	512	42	455	197	35	729
HSC	Less than 1 year	1	8	0	0	9	2	7	0	0	9	3	15	0	0	18
	1 yr but < 2 yrs	0	9	0	0	9	0	22	0	0	22	0	31	0	0	31
	2 yrs but < 3 yrs	0	1	0	0	1	0	4	0	0	4	0	5	0	0	5
	3 yrs but < 4 yrs	0	2	0	0	2	0	4	0	0	4	0	6	0	0	6
	4 yrs but < 5 yrs	0	1	0	0	1	0	1	0	0	1	0	2	0	0	2
	5 yrs and above	0	7	1	0	8	0	17	9	0	26	0	24	10	0	34
	Total	1	28	1	0	30	2	55	9	0	66	3	83	10	0	96
Professional	Less than 1 year	0	2	0	0	2	0	3	1	0	4	0	5	1	0	6
	1 yr but < 2 yrs	0	2	0	0	2	0	5	0	0	5	0	7	0	0	7
	2 yrs but < 3 yrs	0	0	0	0	0	0	2	0	0	2	0	2	0	0	2
	3 yrs but < 4 yrs	0	2	0	0	2	0	0	0	0	0	0	2	0	0	2
	4 yrs but < 5 yrs	0	0	0	0	0	0	0	0	0	0	0	0	0	0	0
	5 yrs and above	0	6	1	0	7	0	11	8	3	22	0	17	9	3	29
	Total	0	12	1	0	13	0	21	9	3	33	0	33	10	3	46
Grand Total		69	646	396	397	1,508	66	977	770	422	2,235	135	1,623	1,166	819	3,743

Figure 7 - Registered unemployed (%) by educational attainment for Island of Rodrigues, as at end of June 2023

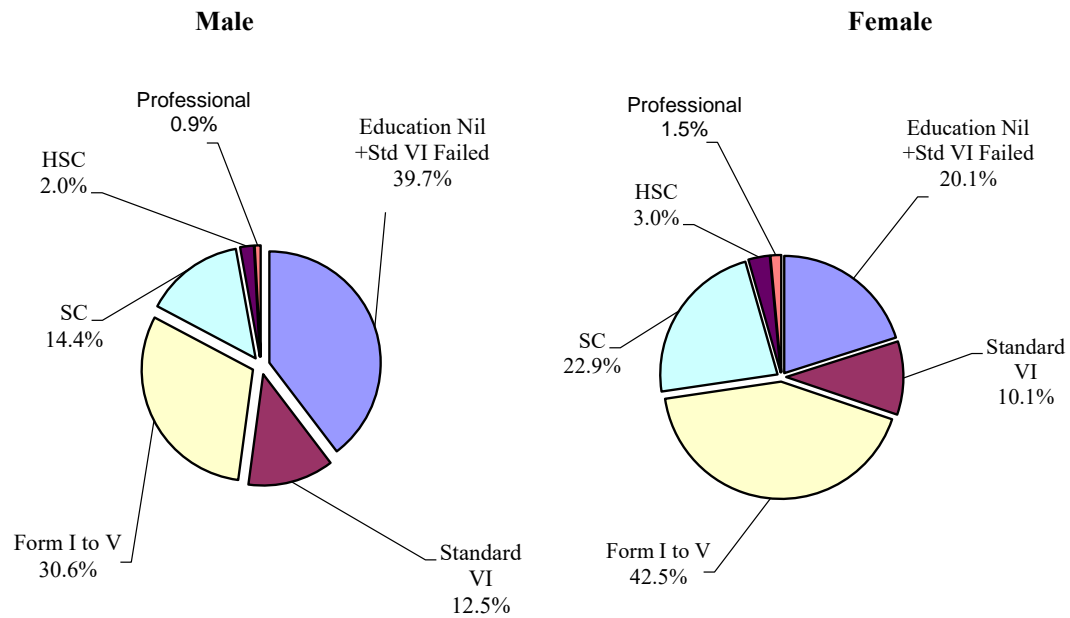


Figure 8 - Number of registered unemployed by age group & sex for Island of Rodrigues, as at end of June 2023

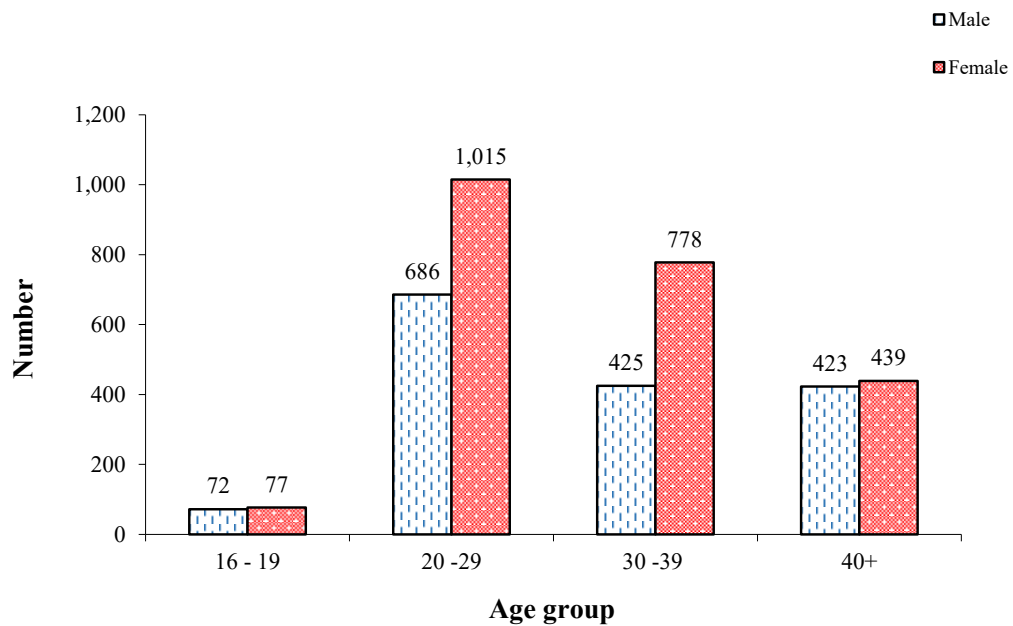


Table 1.5 - Number of registered unemployed by occupational group and sex, Island of Rodrigues, as at end of June 2023

Occupational group	Male	Female	Both sexes
Managers	1	6	7
Professionals	13	23	36
Technicians & Associate Professionals	34	102	136
Clerical support workers	26	183	209
Service & sales workers	118	623	741
Skilled agricultural, forestry & fishery workers	174	61	235
Craft & related trades workers	360	205	565
Plant & machine operators & assemblers	105	46	151
Elementary occupations	627	738	1,365
New workers seeking employment	50	248	298
Total	1,508	2,235	3,743

Table 1.6 - Number of Unemployed and In Employment new registrants, re-registrants & those who reported for maintaining their registration by sex, Island of Rodrigues, June 2023

Type of registration	Unemployed			In Employment			Total		
	Male	Female	Both sexes	Male	Female	Both sexes	Male	Female	Both sexes
New Registration	16	3	19	2	1	3	18	4	22
Re-registration	22	15	37	4	8	12	26	23	49
Reported	343	524	867	140	204	344	483	728	1,211
Total	381	542	923	146	213	359	527	755	1,282

Table 1.7 - Number of registered unemployed with disabilities by nature of disability and sex, Island of Rodrigues, as at end of June 2023

Nature of disability	Male	Female	Both sexes
Abnormal movement of body parts	0	2	2
Deaf and dumb	0	0	0
Deformation of body parts since birth	1	0	1
Disabled following surgical operation or illness	1	1	2
Epileptic	1	1	2
Partly Blind	1	1	2
Partly Deaf	1	1	2
Total	5	6	11

GLOSSARY

Active Population or Labour Force - active population or labour force is made up of employed and unemployed population.

Activity Rate - activity rate is the ratio (%) of labour force to population aged 16+ (active and inactive population)

Back to Work Programme (BTWP) - a programme launched in June 2015, is meant for women above 35 years of age to enable them take up or resume employment. All women should register first as unemployed at the EIC before applying at BTWP.

Certificate of Exemption- the Employment (Non-Citizens) (Restriction) Exemptions Regulations 1970, stipulates that certain categories of expatriates are exempted from a work permit during his/her period of employment in Mauritius.

De-Registration - jobseekers who fail to maintain their registration during the month and consequently their applications are removed from the live register and placed in a dormant register.

Disability - any limitation to perform a daily life activity in a manner considered normal for persons of their age.

Dual Training Programme (DTP) - a programme launched in 2015 is a mix of practical on-the-job training and classroom studies. The main objective of the DTP is to address the problem of skills mismatch in the labour market and to ensure the availability of skilled manpower for employers.

Educational attainment - the highest level of education completed, whereas for persons attending school, it refers to the standard, form or course being attended.

Employment - employed population aged 16 years and above (16+) who have worked for pay, profit or family gain for at least one hour during the reference week of a month. It includes those who are temporarily absent from work for reasons such as leave with pay, leave without pay and temporary disorganisation of work (bad weather, breakdown of equipment, lack of order, etc.).

Employment Information Centres (EIC) - the thirteen public Employment Office found in Mauritius and one in Rodrigues where among others attention is being given to jobseekers.

Industrial Group - the national classification based on ISIC (International Industrial Classification of Economic Activities) Rev 3 of United Nations is the reference classification of productive activities. Its main purpose is to provide a set of activity categories that can be utilised for the collection and reporting of statistics according to such activities.

In-employment jobseekers at EIC - persons who are in some sort of employment and are in search of a well remunerated or secured job.

Inflation rate - inflation rate as measured by the Consumer Price Index (CPI) is the percentage change in the level of prices from one period to another. It is measured by comparing the average level of prices during a twelve-month period with the average level during the corresponding previous twelve-month period. The CPI is an indicator of changes over time in the general level of goods and services acquired by Mauritian consumers.

Jobseeker - Any citizen of Mauritius aged 16 years and above who is actively looking for employment and is available to work.

Job Management System - The website of the National Employment Department, where employers and jobseekers interact freely. The website <https://mauritiusjobs.govmu.org> was launched in June 2014. Jobseekers register their Curriculum Vitae (CV) and apply for jobs; while employers input vacancies and search for candidates.

Labour migration - The movement of people from one country to another for employment in a better environment.

Live Register - the database of jobseekers who are registering at the National Employment Department.

Magazine de L'Emploi et des Metiers - A television programme for broadcast of vacancies and information on the world of work. It also includes radio talk shows and debates on television relating to the labour market.

New registrant - a jobseeker who apply for registration for the first time at the National Employment Department.

New and renewed work permit - Each time when enterprises initially apply for the work permit of foreign workers for the first time at the Ministry of Labour, Human Resource Development and

Training and employ them for the first time, the work permit is considered as new. In case the foreigners move from the actual enterprise for another enterprise, the valid work permit is cancelled and again a new work permit rather than renewed work permit is issued. But in case of expiry of the current work permit and the foreign worker is still working for the same enterprise, the work permit is renewed. Applications should be submitted two months prior to the expiry of the current work permit. Applications for renewal of work permits received after expiry of current work permits is not accepted

Occupational Group - the National Classification of Occupations 2009 (NCO-09) adopted from International Standards Classification of Occupations 2008 (ISCO-08) which is a document of the International Labour Organisation (ILO) and is a tool for organising jobs in a clearly defined set of groups and according to the specificity of the tasks and duties undertaken in the job.

Placement - the offer of a decent and remunerative job/internship to a jobseeker.

Public Sector - It comprises of organisations that are owned and operated by Government and exist to provide services for its citizens.

Real Gross Domestic Product (GDP) Growth Rate - the rate of change that GDP at basic prices (amount receivable by the producer exclusive of taxes and inclusive of subsidies on products) changes/grows from one year to another after removing price effect. GDP is the aggregate money value of all goods and services produced within a country out of economic activity during a specified period, usually a year, before provision for the consumption of fixed capital.

Registered unemployed and in-employment at EIC - Only those persons who actively and continuously maintain their registration at EIC are included as registered. The live register comprise of new registrants, re-registrants and those maintaining their registration.

Reported - jobseekers who are maintaining their names on the live register of the National Employment Department.

Re-registrants - those who have ceased registration for a period not exceeding two years, and come back to be re-admitted on the live register. If the break is more than two years then the case will be considered as a new one.

Trainee Engineer Scheme – Government announced a special scheme in the Budget Programme 2016 – 2017. The scheme aimed at providing practical training for graduates in Engineering in order to enable

them to qualify for registration with the Council of Registered Professional Engineers (CRPE) of Mauritius and to operate as full-fledged Engineers.

Unemployment (Continuous Multi-Purpose Household Survey) - unemployment population comprise all Mauritians aged 16+ who are not working but who are looking for work and are available for work during the reference period.

Unemployed registered jobseekers at EIC - jobseekers aged 16 years and above registered as unemployed at EIC who are without work, currently available for work and actively seeking for work limited to Mauritian citizen residing in Mauritius and Rodrigues Island.

Unemployment rate - unemployment rate is the ratio (%) of unemployment to labour force.

Vacancy - a position in an enterprise that is vacant and a call for suitable candidate is being made.

Valid work permit - The non-citizens (Employment Restriction) Act 1973, stipulates that a non-citizen shall not engage in any occupation in Mauritius for reward or profit or be employed in Mauritius unless there is in force in relation to him a valid permit and he engages in the occupation, or is employed in accordance with any condition which may be specified in the permit. The Act also stipulates that “no person shall have a non-citizen in his employment in Mauritius without there being in force a valid permit in relation to that employment.”

Work Permit - a legal document authorising a person under certain conditions to take employment in Mauritius.

Workfare Programme - The Workfare Programme (WP) was initiated by Government to protect laid off workers in the difficult phase of their lives by providing them financial relief and assistance in terms of job placement, training /re-skilling and starting up a business. It has been incorporated in the new Labour Laws under the Employment Rights Act 2008 and became effective following proclamation of the Act on 02 February 2009.

Youth Employment Programme (YEP) - a programme which started in 2013 for unemployed youth aged between 16 and 35 years and provides them with training and placement in an enterprise for an initial period of one year with the possibility of one additional year of placement with another enterprise. All youth should register first as unemployed at the EIC before applying at YEP.



NATIONAL EMPLOYMENT DEPARTMENT

11th Floor, Victoria House,
C/r St Louis & Barracks Streets,
Port-Louis

■ Mauritius Jobs
405 0129
<https://mauritiusjobs.govmu.org/>

■ Back To Work Programme
405 0120 / 405 0121
www.backtowork.mu

■ Dual Training Programme
405 0123
<https://mauritiusjobs.govmu.org/>

■ Youth Employment Programme
405 0111 / 36
405 0185 / 82
www.yep.mu

■ Labour Market Information System
405 0126 / 27
<https://mauritiusjobs.govmu.org/>

■ Trainee Engineer Scheme
405 0131 / 405 0122
<https://mauritiusjobs.govmu.org/>